




Straight-Through or Reversed?

Modular cords are used for two basic applications. One application uses them for patching between modular patch panels. When used in this manner modular cords should always be wired "straight-through" (pin 1 to pin 1, pin 2 to pin 2, pin 3 to pin 3, etc.). The second major application uses modular cords to connect the workstation equipment (PC, phone, FAX, etc.) to the modular outlet. These modular cords may either be wired "straight-through" or "reversed" (pin 1 to pin 6, pin 2 to pin 5, pin 3 to pin 4, etc.) depending on the system manufacturer's specifications. This "reversed" wiring is typically used for voice systems. The following is a guide to determine what type of modular cord you have.

How to Read a Modular Cord

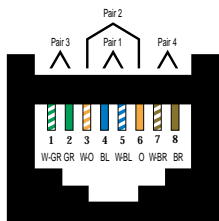
Align the plugs side-by-side with the contacts facing you and compare the wire colors from left to right. If the colors appear in the same order on both plugs, the cord is wired "straight-through." If the colors appear reversed on the second plug (from right to left), the cord is wired "reversed."



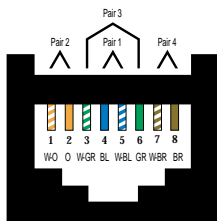
Common Outlet Configurations

Two wiring schemes have been adopted by the '568-A and '11801 Standards. They are nearly identical except that pairs two and three are reversed. T568A is the preferred scheme because it is compatible with 1 or 2-pair USOC systems. Either configuration can be used for Integrated Services Digital Network (ISDN) and high speed data applications. Transmission Categories 3, 5, 5e, and 6 are only applicable to this type of pair grouping.

Common Outlet Configurations

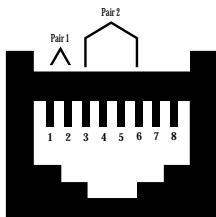


T568A



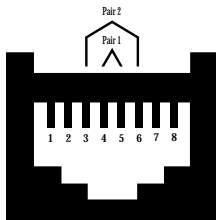
T568B

10BASE-T wiring specifies an 8-position jack but uses only two pairs. These are pairs two and three of T568A and T568B schemes.



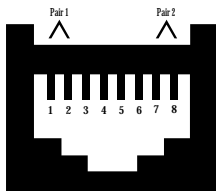
10BASE-T (802.3)

Token Ring wiring uses either an 8-position or 6-position jack. The 8-position format is compatible with T568A, T568B, and USOC wiring schemes.



TOKEN RING (802.5)

ANSI X3T9.5 TP-PMD uses the two outer pairs of an 8-position jack. These positions are designated as pair 3 and pair 4 of the T568A wiring scheme. This wiring scheme is also used for ATM.



TP-PMD (X3T9.5) & ATM