



100Mbps Series | 1000Mbps Series

PoE ETHERNET SWITCH CATALOG



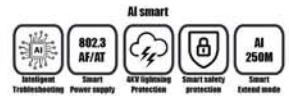
PoE Ethernet Switch, Extender
PoE Ethernet Switch Industrial, Din-Rail
PoE Ethernet Media Converter
PoE Ethernet Injector
PoE Ethernet Over Coaxial (EOC)

100Mbps PoE Ethernet Switch Unmanage, Extender 250Meters, Commercial Series



Fiber Port							RJ45 Port			Distance	Name	Page
Pictures	Part Number	Port	Connector	Type	Wavelength	Distance	Port	Connector	Type			
	BC-10042	-	-	-	-	-	4-port, PoE 2-port uplink	RJ45 RJ45	10/100Base-Tx 10/100Base-Tx	250 meters 100 meters	Ethernet Switch PoE Extender	4
	BC-10082	-	-	-	-	-	8-port, PoE 2-port uplink	RJ45 RJ45	10/100Base-Tx 10/100Base-Tx	250 meters 100 meters	Ethernet Switch PoE Extender	5
	BC-10163	1-port	SFP slot	1000Base-X	850/1310/1550nm Sim/Dup FO	Up to 120Km.	16-port, PoE 2-port uplink	RJ45 RJ45	10/100Base-Tx 10/100/1000Base-T	250 meters 100 meters	Ethernet Switch PoE Extender	6
	BC-10242	1-port	SFP slot	1000Base-X	850/1310/1550nm Sim/Dup FO	Up to 120Km.	24-port, PoE 2-port uplink	RJ45 RJ45	10/100Base-Tx 10/100/1000Base-T	250 meters 100 meters	Ethernet Switch PoE Extender	7

100Mbps PoE Ethernet Switch Unmanage, Extender 250Meters, Commercial Series



Fiber Port							RJ45 Port			Distance	Name	Page
Pictures	Part Number	Port	Connector	Type	Wavelength	Distance	Port	Connector	Type			
	BC-20024	-	-	-	-	-	4-port, PoE 2-port uplink	RJ45 RJ45	10/100/1000Base-T 10/100/1000Base-T	250 meters 100 meters	Ethernet Switch PoE Extender	8
	BC-20028	-	-	-	-	-	8-port, PoE 2-port uplink	RJ45 RJ45	10/100/1000Base-T 10/100/1000Base-T	250 meters 100 meters	Ethernet Switch PoE Extender	9
	BC-20216	2-port Combo	SFP slot	1000Base-X	850/1310/1450 1550nm, Bidi	Up to 120Km.	16-port, PoE 2-port Combo	RJ45 RJ45	10/100/1000Base-T 10/100/1000Base-T	250 meters 100 meters	Ethernet Switch PoE Extender	10
	BC-20224	2-port Combo	SFP slot	1000Base-X	850/1310/1450 1550nm, Bidi	Up to 120Km.	24-port, PoE 2-port Combo	RJ45 RJ45	10/100/1000Base-T 10/100/1000Base-T	250 meters 100 meters	Ethernet Switch PoE Extender	11

100Mbps PoE Ethernet Switch Management Layer-2, Commercial Series



Fiber Port							RJ45 Port			Distance	Name	Page
Pictures	Part Number	Port	Connector	Type	Wavelength	Distance	Port	Connector	Type			
	BC-22016	2-port	SFP slot	100/1000Base-X	850nm 1310nm 1450nm 1550nm Bidi, Sim/Dup FO	Up to 120 Km.	16-Port, PoE	RJ45	10/100/1000Base-T	100 meters	Ethernet Switch PoE Layer-2	12
	BC-22024	2-port	SFP slot	100/1000Base-X	850nm 1310nm 1450nm 1550nm Bidi, Sim/Dup FO	Up to 120 Km.	24-port, PoE	RJ45	10/100/1000Base-T	100 meters	Ethernet Switch PoE Layer-2	13
	BC-33008	2-port	SFP slot	1000Base-X	850nm 1310nm 1450nm 1550nm Bidi, Sim/Dup FO	Up to 120 Km.	8-port, PoE 2-port Combo	RJ45 RJ45	10/100/1000Base-T 10/100/1000Base-T	100 meters 100 meters	Ethernet Switch PoE Layer-2	14
	BC-33016	2-port	SFP slot	1000Base-X	850nm 1310nm 1450nm 1550nm Bidi, Sim/Dup FO	Up to 120 Km.	16-port, PoE 2-port Combo	RJ45 RJ45	10/100/1000Base-T 10/100/1000Base-T	100 meters 100 meters	Ethernet Switch PoE Layer-2	15
	BC-33024	4-port	SFP slot	1000Base-X	850nm 1310nm 1450nm 1550nm Bidi, Sim/Dup FO	Up to 120 Km.	24-port, PoE 4-port Combo	RJ45 RJ45	10/100/1000Base-T 10/100/1000Base-T	100 meters 100 meters	Ethernet Switch PoE Layer-2	16

100Mbps PoE Industrail Switch Unmanage Din-Rail Series

Pictures	Part Number	Fiber Port					RJ45 Port					Page
		Port	Connctor	Type	Wavelength	Distance	Port	Connctor	Type	Function	Name	
	BC-2016SC	1-port	SC	100Base-LX	1310nm Duplex FO	20Km.	1-port, PoE	RJ45	10/100Base-Tx	LFP	Ethernet Switch PoE, Din-Rail	18
	BC-2026SFP2	2-port	SFP slot	100Base-X	850/1310/1550nm Sim/Dup FO	Up to 120Km.	2-port, PoE	RJ45	10/100Base-Tx	-	Ethernet Switch PoE, Din-Rail	19
	BC-2046SFP2	2-port	SFP slot	100Base-X	850/1310/1550nm Sim/Dup FO	Up to 120Km.	4-port, PoE	RJ45	10/100Base-Tx	-	Ethernet Switch PoE, Din-Rail	20

100Mbps PoE Industrail Switch Unmanage Din-Rail Series

Pictures	Part Number	Fiber Port					RJ45 Port					Page
		Port	Connctor	Type	Wavelength	Distance	Port	Connctor	Type	Function	Name	
	BC-2016SFP2G	1-port	SFP slot	1000Base-X	850/1310/1550nm Sim/Dup FO	Up to 120Km.	1-port, PoE	RJ45	10/100/1000Base-T	-	Ethernet Switch PoE, Din-Rail	21
	BC-2026SFP2G2	2-port	SFP slot	100/1000Base-X	850/1310/1550nm Sim/Dup FO	Up to 120Km.	2-port, PoE	RJ45	10/100/1000Base-T	-	Ethernet Switch PoE, Din-Rail	22
	BC-2046SFP2G2	2-port	SFP slot	1000Base-X	850/1310/1550nm Sim/Dup FO	Up to 120Km.	4-port, PoE	RJ45	10/100/1000Base-T	-	Ethernet Switch PoE, Din-Rail	23
	BC-2086SFP2G2	2-port	SFP slot	1000Base-X	850/1310/1550nm Sim/Dup FO	Up to 120Km.	8-port, PoE	RJ45	10/100/1000Base-T	-	Ethernet Switch PoE, Din-Rail	24

100Mbps PoE Ethernet Media Converter, Commercial Series

Pictures	Part Number	Fiber Port					RJ45 Port					Page
		Port	Connctor	Type	Wavelength	Distance	Port	Connctor	Type	Function	Name	
	BC-210024	1-port	SFP slot	100/1000Base-X	850/1310/1550nm Sim/Dup FO	Up to 120Km.	1-port, PoE; 24W	RJ45	10/100/1000Base-T	LFP	Ethernet Media Converter,PoE	25
	BC-210065	1-port	SFP slot	100/1000Base-X	850/1310/1550nm Sim/Dup FO	Up to 120Km.	1-port, PoE; 65W	RJ45	10/100/1000Base-T	LFP	Ethernet Media Converter,PoE	25

100/1000Mbps PoE Ethernet Injector , Commercial Series

		Port				RJ45 Port					
Pictures	Part Number	Port	Connctor	Type	Output Power	Port	Connctor	Type	Function	Name	Page
	PSE-G350	1-port	RJ45	10/100/1000Base-T	35W	1-port, PoE	RJ45 RJ45	10/100/1000Base-T	Auto-Detection	Ethernet Injector PoE	26
	PSE-G600	1-port	RJ45	10/100/1000Base-T	60W	1-port, PoE	RJ45 RJ45	10/100/1000Base-T	Auto-Detection	Ethernet Injector PoE	27
	PSE-M360	1-port	RJ45	10/100Base-Tx	36W	1-port, PoE	RJ45 RJ45	10/100Base-Tx	Auto-Detection	Ethernet Injector PoE	28

100Mbps PoE Ethernet Over Coaxial Cable, Commercial Series

		Port				RJ45 Port					
Pictures	Part Number	Port	Connctor	Type	Output Power	Port	Connctor	Type	Function	Name	Page
	BC-EOC1500M	1-port	BNC	TCP/IP 70Mbps	Up to 1.5Km.	1-port, PoE	RJ45	10/100Base-TX	-	Ethernet Injector PoE	29
	BC-EOC100	1-port	BNC	Passive IP Extender Over Coax	Up to 100m.	1-port	RJ45	Passive IP Extender Over Coax	Passive	Ethernet Extender	30

Remark:

Sim = Simplex, Dup = Duplex, FO = Fiber Optic

BC-10042

4-port 10/100Mbps PoE Switch +2 port 100Mbps RJ45 Ethernet Uplink



Extender
10BASE-T:
Cat3,4,5 UTP
(≤250 meter)

Feature and Descriptions

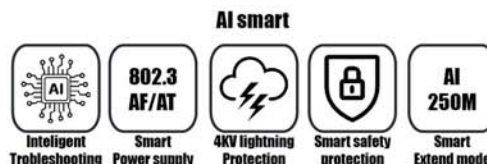
- 4 port 10/100Mbps PoE + 2 port 100Mbps RJ45 Uplink
- 10/100Mbps auto-negotiation and auto MDI/MDI-X
- Complies with IEEE802.3af/at Power over Ethernet device
- PoE supply Max.30watts per port
- Support AI Smart, AI Watchdog, AI 250meters extended
- Support IEEE 802.1Q VLAN isolation
- Support EEPROM configuration
- Support IVL, SVL, and IVL/SVL
- Support 25M clock, RFC MIB counter
- Auto detects powered device(PD)
- Circuit protection prevents power interference between ports
- Flow control for Full duplex/Half duplex
- Support 2K absolute MAC address
- Support 4KV lightning protection, short-circuit protection
- Plug-and-Play no configuration required
- 10BASE-T: Cat3,4,5 UTP(≤250 meter)

Specification



Hardware Specification	Descriptions
Network Connector	4-port 10/100Mbps PoE+2-port 100Mbps RJ45 Ethernet Uplink
PoE Port	1~8 port support PoE with IEEE802.3af/at
Switch Architecture	Store and Forward
MAC Address Table	4K
Switch Bandwidth	1Gbps
Forwarding Rate	0.869Mpps
Packet Cache	448Kbits
Frame	1552/1536 bytes
Packet Forwarding Rate	100M forwarding rate: 0.1488Mpps 10M forwarding rate: 0.01488Mpps
Flow Control	Full-duplex:IEEE 802.3x pause frame Half-duplex: Back pressure
VLAN	Support
Transmission Distance	10BASE-T: Cat3,4,5 UTP(≤250 meter) 100BASE-TX: Cat5 or later UTP(100 meter)
Power Input	AC 100-240V 50/60Hz (DC52V 1.5A)
ESD Protections	4KV lightning protection
LED Display	Power.System: Red light; Link/Activity: Green light
Power over Ethernet	
PoE Standard	IEEE802.3af Power over Ethernet/PSE IEEE802.3at Power over Ethernet Plus/PSE
Power Pin Assignment	End-Span(1/2+;3/6-)
PoE Power Supply	Max 15.4w/per port (IEEE802.3af) Max 30w/per port (IEEE802.3at) Build-in Power: AC:100-240V 50/60Hz, DC52V 1.5A Total 78watts
Standard Conformance	
EMI Safety	FCC Class B,CE
Standard Compliance	IEEE802.3/IEEE802.3i/IEEE802.3u/IEEE802.3ab/IEEE802.3az IEEE802.3x/IEEE802.1x/IEEE802.3af/IEEE802.3at
Environment	
Operating Environment	-20°C~70°C
Storage Environment	-40°C~85°C
Operating Humidity	10%~90%(non-condensing)
Storage Humidity	5%~95%(non-condensing)
Others	
Dimensions(WxDxH)	198mm×130mm×40mm
Packing Dimensions(WxDxH)	250mm×205mm×47mm
Gross Weight	0.84KG

Application



PoE extender
Ethernet Switch



10BASE-T: Cat3,4,5 UTP (≤250 meter)

100BASE-TX: Cat5 or later UTP (100 meter)

PoE, IP CAM.



Order Part Number as Below.

Part Number.	Descriptions
BC-10042	4-port 10/100Mbps PoE Switch +2 port 100Mbps RJ45 Ethernet Uplink

BC-10082

**8-port 10/100Mbps PoE Switch
+2 port 100Mbps RJ45 Ethernet UplinkUplink**



Extender
10BASE-T:
Cat3,4,5 UTP
(≤250 meter)

Feature and Descriptions

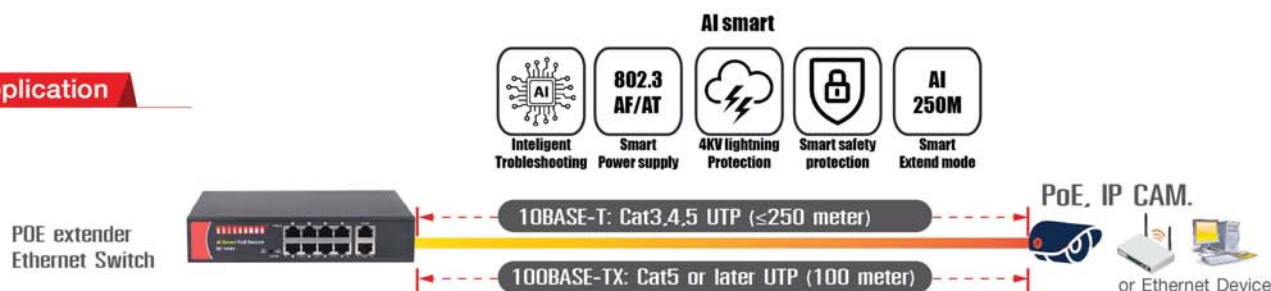
- 8 port 10/100Mbps PoE + 2 port 100Mbps RJ45 Uplink
- 10/100Mbps auto-negotiation and auto MDI/MDI-X
- Complies with IEEE802.3af/at Power over Ethernet device
- PoE supply Max.30watts per port
- Support AI Smart, AI Watchdog, AI 250meters extended
- Support IEEE 802.1Q VLAN isolation
- Support EEPROM configuration
- Support IVL, SVL, and IVL/SVL
- Support 25M clock, RFC MIB counter
- Auto detects powered device(PD)
- Circuit protection prevents power interference between ports
- Flow control for Full duplex/Half duplex
- Support 4K absolute MAC address
- Support 4KV lightning protection, short-circuit protection
- Plug-and-Play no configuration required
- 10BASE-T: Cat3,4,5 UTP(≤250 meter)



Specification

Hardware Specification	Descriptions
Network Connector	8-port 10/100Mbps PoE+2-port 100Mbps RJ45 Ethernet Uplink
PoE Port	1~8 port support PoE with IEEE802.3af/at
Switch Architecture	Store and Forward
MAC Address Table	4K
Switch Bandwidth	2Gbps
Forwarding Rate	1.448Mpps
Packet Cache	448Kbits
Frame	1552/1536 bytes
Packet Forwarding Rate	100M forwarding rate: 0.1488Mpps 10M forwarding rate: 0.01488Mpps
Flow Control	Full-duplex:IEEE 802.3x pause frame Half-duplex: Back pressure
VLAN	Support
Transmission Distance	10BASE-T: Cat3,4,5 UTP(≤250 meter) 100BASE-TX: Cat5 or later UTP(100 meter)
Power Input	AC 100-240V 50/60Hz (DC52V 2.4A)
ESD Protections	4KV lightning protection
LED Display	Power.System: Red light; Link/Activity: Green light
Power over Ethernet	
PoE Standard	IEEE802.3af Power over Ethernet/PSE IEEE802.3at Power over Ethernet Plus/PSE
Power Pin Assignment	End-Span(1/2+;3/6-)
PoE Power Supply	Max 15.4w/per port (IEEE802.3af) Max 30w/per port (IEEE802.3at) Build-in Power: AC:100-240V 50/60Hz, DC52V 2.4A Total 125watts
Standard Conformance	
EMI Safety	FCC Class B,CE
Standard Compliance	IEEE802.3/IEEE802.3u/IEEE802.3ab/IEEE802.3az IEEE802.3x/IEEE802.1x/IEEE802.3af/IEEE802.3at
Environment	
Operating Environment	-20°C~70°C
Storage Environment	-40°C~85°C
Operating Humidity	10%~90%(non-condensing)
Storage Humidity	5%~95%(non-condensing)
Others	
Dimensions(WxDxH)	198mm×130mm×40mm
Packing Dimensions(WxDxH)	250mm×205mm×47mm
Gross Weight	0.84KG

Application



Order Part Number as Below.

Part Number.	Descriptions
BC-10082	8-port 10/100Mbps PoE Switch +2 port 100Mbps RJ45 Ethernet Uplink

BC-10263

**16-port 10/100Mbps PoE Switch
+2 Gigabit RJ45 Uplink+1 Gigabit SFP Fiber**



Extender
10BASE-T:
Cat3,4,5 UTP
(≤250 meter)

Feature and Descriptions

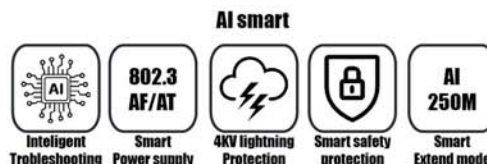
- 16 port 10/100Mbps PoE+2 port 1000Mbps RJ45+ 1 port 1000M SFP
- 10/100Mbps auto-negotiation and auto MDI/MDI-X
- Complies with IEEE802.3af/at Power over Ethernet device
- PoE supply Max.30watts per port
- Support AI Smart, AI Watchdog, AI 250meters extended
- Support IEEE 802.1Q VLAN isolation
- Support 32K-byte EEPROM configuration
- Support IVL, SVL, and IVL/SVL
- Support 25M clock, RFC MIB counter
- Auto detects powered device(PD)
- Circuit protection prevents power interference between ports
- Flow control for Full duplex/Half duplex
- Support 4K absolute MAC address
- Support 4KV lightning protection, short-circuit protection
- Plug-and-Play no configuration required
- 10BASE-T: Cat3,4,5 UTP(≤250 meter)

Specification



Hardware Specification	Descriptions
Network Connector	16-port 10/100Mbps PoE+2-port 1000Mbps RJ45+1-port 1000Mbps SFP Fiber
PoE Port	1~16 port support PoE with IEEE802.3af/at
Switch Architecture	Store and Forward
MAC Address Table	4K
Switch Bandwidth	9.2Gbps
Forwarding Rate	6.661Mpps
Packet Cache	1.5Mbits
Frame	9216-byte
Packet Forwarding Rate	100M forwarding rate: 0.1488Mpps 10M forwarding rate: 0.01488Mpps
Flow Control	Full-duplex:IEEE 802.3x pause frame Half-duplex: Back pressure
VLAN	Support
Transmission Distance	10BASE-T: Cat3,4,5 UTP(≤250 meter) 100BASE-TX: Cat5 or later UTP(100 meter)
Power Input	AC 100-240V 50/60Hz (DC52V 5A)
ESD Protections	4KV lightning protection
LED Display	Power.System: Red light; Link/Activity: Green light
Power over Ethernet	
PoE Standard	IEEE802.3af Power over Ethernet/PSE IEEE802.3at Power over Ethernet Plus/PSE
Power Pin Assignment	End-Span(1/2+/3/6-)
PoE Power Supply	Max 15.4w/per port (IEEE802.3af) Max 30w/per port (IEEE802.3at) Build-in Power: AC:100-240V 50/60Hz, DC52V 5A Total 260watts
Standard Conformance	
EMI Safety	FCC Class B,CE
Standard Compliance	IEEE802.3/IEEE802.3i/IEEE802.3u/IEEE802.3ab/IEEE802.3az IEEE802.3x/IEEE802.1x/IEEE802.3af/IEEE802.3at
Environment	
Operating Environment	-20°C~70°C
Storage Environment	-40°C~85°C
Operating Humidity	10%~90%(non-condensing)
Storage Humidity	5%~95%(non-condensing)
Others	
Dimensions(WxDxH)	270mm×180mm×44mm
Packing Dimensions(WxDxH)	305mm×245mm×74mm
Gross Weight	1.85KG

Application



PoE extender
Ethernet Switch



10BASE-T: Cat3,4,5 UTP (≤250 meter)

100BASE-TX: Cat5 or later UTP (100 meter)

PoE, IP CAM.



Order Part Number as Below.

Part Number.	Descriptions
BC-10263	16-port 10/100Mbps PoE Switch +2 Gigabit RJ45 Uplink+1 Gigabit SFP Fiber

BC-10242

**24-port 10/100Mbps PoE Switch
+2 Gigabit RJ45 Uplink+1 Gigabit SFP Fiber**



Extender
10BASE-T:
Cat3,4,5 UTP
(≤250 meter)

Feature and Descriptions

- 24 port 10/100Mbps PoE + 2 port 1000Mbps RJ45 + 1 port 1000M SFP
- 10/100Mbps auto-negotiation and auto MDI/MDI-X
- Complies with IEEE802.3af/at Power over Ethernet device
- PoE supply Max.30watts per port
- Support AI Smart, AI Watchdog, AI 250meters extended
- Support IEEE 802.1Q VLAN isolation
- Support 32K-byte EEPROM configuration
- Support IVL, SVL, and IVL/SVL
- Support 25M clock, RFC MIB counter
- Auto detects powered device(PD)
- Circuit protection prevents power interference between ports
- Flow control for Full duplex/Half duplex
- Support 4K absolute MAC address
- Support 4KV lightning protection, short-circuit protection
- Plug-and-Play no configuration required
- 10BASE-T: Cat3,4,5 UTP(≤250 meter)

Specification



Hardware Specification	Descriptions
Network Connector	24-port 10/100Mbps PoE+2-port 1000Mbps RJ45+1-port 1000Mbps SFP Fiber
PoE Port	1~24 port support PoE with IEEE802.3af/at
Switch Architecture	Store and Forward
MAC Address Table	4K
Switch Bandwidth	10.8Gbps
Forwarding Rate	7.819Mpps
Packet Cache	1.5Mbits
Frame	9216-byte
Packet Forwarding Rate	100M forwarding rate: 0.1488Mpps 10M forwarding rate: 0.01488Mpps
Flow Control	Full-duplex:IEEE 802.3x pause frame Half-duplex: Back pressure
VLAN	Support
Transmission Distance	10BASE-T: Cat3,4,5 UTP(≤250 meter) 100BASE-TX: Cat5 or later UTP(100 meter)
Power Input	AC 100-240V 50/60Hz (DC52V 6.8A)
ESD Protections	4KV lightning protection
LED Display	Power.System: Red light; Link/Activity: Green light
Power over Ethernet	
PoE Standard	IEEE802.3af Power over Ethernet/PSE IEEE802.3at Power over Ethernet Plus/PSE
Power Pin Assignment	End-Span(1/2+/3/6-) Max 15.4w/per port (IEEE802.3af) Max 30w/per port (IEEE802.3at)
PoE Power Supply	Build-in Power: AC:100-240V 50/60Hz, DC52V 6.8A Total 260watts
Standard Conformance	
EMI Safety	FCC Class B,CE
Standard Compliance	IEEE802.3/IEEE802.3i/IEEE802.3u/IEEE802.3ab/IEEE802.3az IEEE802.3x/IEEE802.1x/IEEE802.3af/IEEE802.3at
Environment	
Operating Environment	-20°C~70°C
Storage Environment	-40°C~85°C
Operating Humidity	10%~90%(non-condensing)
Storage Humidity	5%~95%(non-condensing)
Others	
Dimensions(WxDxH)	310mm×205mm×44mm
Packing Dimensions(WxDxH)	345mm×270mm×74mm
Gross Weight	2.4KG

Application



POE extender
Ethernet Switch



10BASE-T: Cat3,4,5 UTP (≤250 meter)
100BASE-TX: Cat5 or later UTP (100 meter)

PoE, IP CAM.



or Ethernet Device

Order Part Number as Below.

Part Number.	Descriptions
BC-10242	24-port 10/100Mbps PoE Switch +2 Gigabit RJ45 Uplink+1 Gigabit SFP Fiber

BC-20024

**4-port 10/100/1000Mbps PoE Switch
+2 port 1000Mbps RJ45 Ethernet Uplink**



Extender
10BASE-T:
Cat3,4,5 UTP
(≤250 meter)

Feature and Descriptions

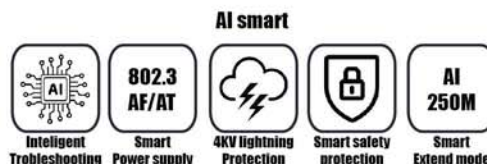
- 4 port 10/100/1000Mbps PoE+2 port 1000Mbps RJ45 Uplink
- 10/100/1000Mbps auto-negotiation and auto MDI/MDI-X
- Complies with IEEE802.3af/at Power over Ethernet device
- PoE supply Max.30watts per port
- Support AI Smart, AI Watchdog, AI 250meters extended
- Support EEPROM configuration
- Support IVL, SVL, and IVL/SVL
- Support 25M clock, RFC MIB counter
- Auto detects powered device(PD)
- Circuit protection prevents power interference between ports
- Flow control for Full duplex/Half duplex
- Support 4K absolute MAC address
- Support 4KV lightning protection, short-circuit protection
- Plug-and-Play no configuration required

Specification



Hardware Specification	Descriptions
Network Connector	4-port 10/100/1000Mbps PoE+2-port 1000Mbps RJ45 Ethernet Uplink
PoE Port	1~4 port support PoE with IEEE802.3af/at
Switch Architecture	Store and Forward
MAC Address Table	4K
Switch Bandwidth	12Gbps
Forwarding Rate	8.688Mpps
Packet Cache	1.5Mbits
Frame	9216 bytes
Packet Forwarding Rate	1000M forwarding rate: 1.488Mpps 100M forwarding rate: 0.1488Mpps 10M forwarding rate: 0.01488Mpps
Flow Control	Full-duplex:IEEE 802.3x pause frame
Transmission Distance	Half-duplex: Back pressure 10BASE-T: Cat3,4,5 UTP(≤250 meter) 100BASE-TX: Cat5 or later UTP(100 meter)
Power Input	AC 100-240V 50/60Hz (DC52V 1.5A)
ESD Protections	4KV lightning protection
LED Display	Power.System: Red light; Link/Activity: Green light
Power over Ethernet	
PoE Standard	IEEE802.3af Power over Ethernet/PSE IEEE802.3at Power over Ethernet Plus/PSE
Power Pin Assignment	End-Span(1/2+;3/6-)
PoE Power Supply	Max 15.4w/per port (IEEE802.3af) Max 30w/per port (IEEE802.3at) Build-in Power: AC:100-240V 50/60Hz, DC52V 1.5A Total 78watts Desktop or Rack-mounting
Installation	
Standard Conformance	
EMI Safety	FCC Class B,CE
Standard Compliance	IEEE802.3/IEEE802.3i/IEEE802.3u/IEEE802.3ab/IEEE802.3az IEEE802.3x/IEEE802.1x/IEEE802.3af/IEEE802.3at
Environment	
Operating Environment	-20°C~70°C
Storage Environment	-40°C~85°C
Operating Humidity	10%~90%(non-condensing)
Storage Humidity	5%~95%(non-condensing)
Others	
Dimensions(W×D×H)	198mm×130mm×40mm
Gross Weight	0.8KG

Application



POE extender
Ethernet Switch



10BASE-T: Cat3,4,5 UTP (≤250 meter)

100BASE-TX: Cat5 or later UTP (100 meter)

PoE, IP CAM.



or Ethernet Device

Order Part Number as Below.

Part Number.	Descriptions
BC-20024	4-port 10/100/1000Mbps PoE Switch +2 port 1000Mbps RJ45 Ethernet Uplink

BC-20028

**8-port 10/100/1000Mbps PoE Switch
+2 port 1000Mbps RJ45 Ethernet Uplink**



Extender
10BASE-T:
Cat3,4,5 UTP
(≤250 meter)

Feature and Descriptions

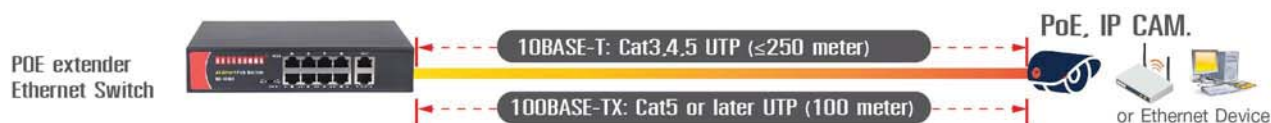
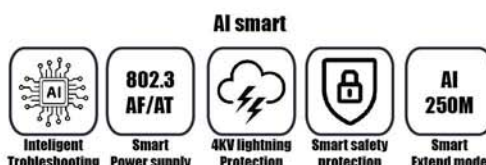
- 8 port 10/100/1000Mbps PoE+2 port 1000Mbps RJ45 Uplink
- 10/100/1000Mbps auto-negotiation and auto MDI/MDI-X
- Complies with IEEE802.3af/at Power over Ethernet device
- PoE supply Max.30watts per port
- Support AI Smart, AI Watchdog, AI 250meters extended
- Support EEPROM configuration
- Support IVL, SVL, and IVL/SVL
- Support 25M clock, RFC MIB counter
- Auto detects powered device(PD)
- Circuit protection prevents power interference between ports
- Flow control for Full duplex/Half duplex
- Support 4K absolute MAC address
- Support 4KV lightning protection, short-circuit protection
- Plug-and-Play no configuration required

Specification



Hardware Specification	Descriptions
Network Connector	8-port 10/100/1000Mbps PoE+2-port 1000Mbps RJ45 Ethernet Uplink
PoE Port	1~8 port support PoE with IEEE802.3af/at
Switch Architecture	Store and Forward
MAC Address Table	4K
Switch Bandwidth	20Gbps
Forwarding Rate	14Mpps
Packet Cache	1.5Mbits
Frame	9216 bytes
Packet Forwarding Rate	1000M forwarding rate: 1.488Mpps 100M forwarding rate: 0.1488Mpps 10M forwarding rate: 0.01488Mpps
Flow Control	Full-duplex:IEEE 802.3x pause frame
Transmission Distance	Half-duplex: Back pressure 10BASE-T: Cat3,4,5 UTP(≤250 meter) 100BASE-TX: Cat5 or later UTP(100 meter)
Power Input	AC 100-240V 50/60Hz (DC52V 2.4A)
ESD Protections	4KV lightning protection
LED Display	Power.System: Red light; Link/Activity: Green light
Power over Ethernet	
PoE Standard	IEEE802.3af Power over Ethernet/PSE IEEE802.3at Power over Ethernet Plus/PSE
Power Pin Assignment	End-Span(1/2+;3/6-)
PoE Power Supply	Max 15.4w/per port (IEEE802.3af) Max 30w/per port (IEEE802.3at) Build-in Power: AC:100-240V 50/60Hz, DC52V 2.4A Total 125watts
Installation	Desktop or Rack-mounting
Standard Conformance	
EMI Safety	FCC Class B,CE
Standard Compliance	IEEE802.3/IEEE802.3i/IEEE802.3u/IEEE802.3ab/IEEE802.3az IEEE802.3x/IEEE802.1x/IEEE802.3af/IEEE802.3at
Environment	
Operating Environment	-20°C~70°C
Storage Environment	-40°C~85°C
Operating Humidity	10%~90%(non-condensing)
Storage Humidity	5%~95%(non-condensing)
Others	
Dimensions(W×D×H)	198mm×130mm×40mm
Gross Weight	0.8KG

Application



Order Part Number as Below.

Part Number.	Descriptions
BC-20028	8-port 10/100/1000Mbps PoE Switch +2 port 1000Mbps RJ45 Ethernet Uplink

BC-20216

**16-port 10/100/1000Mbps PoE Switch
+2-port 1000M RJ45 Uplink+2 SFP Fiber Combo**



Extender
10BASE-T:
Cat3,4,5 UTP
(≤250 meter)

Feature and Descriptions

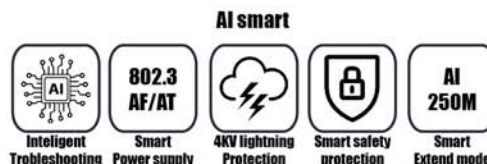
- 16 port 10/100/1000M PoE+2 port 1000M RJ45+ 2 port 1000M SFP Combo
- 10/100/1000Mbps auto-negotiation and auto MDI/MDI-X
- Complies with IEEE802.3af/at Power over Ethernet device
- PoE supply Max.30watts per port
- Support AI Smart, AI Watchdog, AI 250meters extended
- Support IEEE 802.1Q VLAN isolation
- Support 32K-byte EEPROM configuration
- Support IVL, SVL, and IVL/SVL
- Support 25M clock, RFC MIB counter
- Auto detects powered device(PD)
- Circuit protection prevents power interference between ports
- Flow control for Full duplex/Half duplex
- Support 4K absolute MAC address
- Support 4KV lightning protection, short-circuit protection
- PoE supports short circuit and overload protection. The power supply supports over temperature protection and over voltage protection.
- Plug-and-Play no configuration required

Specification



Hardware Specification	Descriptions
Network Connector	16-port 10/100/1000Mbps PoE+2-port 1000Mbps RJ45+2-port 1000Mbps SFP Fiber
PoE Port	1~16 port support PoE with IEEE802.3af/at
AI Smart Function	1-16 port support AI smart
Switch Architecture	Store and Forward
MAC Address Table	4K
Switch Bandwidth	40Gbps
Packet Forwarding Rate	29.76Mpps
Frame	9216-byte
Flow Control	Full-duplex:IEEE 802.3x pause frame Half-duplex: Back pressure
VLAN	Support
Transmission Distance	10BASE-T: Cat3,4,5 UTP(≤250 meter) 100BASE-TX: Cat5 or later UTP(100 meter) 1000BASE-TX: Cat5 or later UTP(100 meter)
Power Input	AC 100-240V 50/60Hz (DC52V 260W)
ESD Protections	4KV lightning protection
LED Display	Power.System: Green light; Link/Activity: Green light
Power over Ethernet	
PoE Standard	IEEE802.3af Power over Ethernet/PSE IEEE802.3at Power over Ethernet Plus/PSE
Power Pin Assignment	End-Span(1/2+;3/6-)
PoE Power Supply	Max 15.4w/per port (IEEE802.3af) Max 30w/per port (IEEE802.3at) Build-in Power: AC:100-240V 50/60Hz, DC52V 5A Total 260watts
Installation	19" 1U Rack-mounting
Standard Conformance	
EMI Safety	FCC Class B,CE
Standard Compliance	IEEE802.3/IEEE802.3i/IEEE802.3u/IEEE802.3ab/IEEE802.3az IEEE802.3x/IEEE802.1x/IEEE802.3af/IEEE802.3at
Environment	
Operating Environment	-20°C~70°C
Storage Environment	-40°C~85°C
Operating Humidity	10%~90%(non-condensing)
Storage Humidity	5%~95%(non-condensing)
Others	
Dimensions(WxDxH)	310mm×205mm×44mm
Gross Weight	2.5KG

Application



PoE extender
Ethernet Switch



10BASE-T: Cat3,4,5 UTP (≤250 meter)

100BASE-TX: Cat5 or later UTP (100 meter)

PoE, IP CAM.



or Ethernet Device

Order Part Number as Below.

Part Number.	Descriptions
BC-20216	16-port 10/100/1000Mbps PoE Switch +2-port 1000M RJ45 Uplink+2 SFP Fiber Combo

BC-20224

**24-port 10/100/1000Mbps PoE Switch
+2-port 1000M RJ45 +2 SFP COMBO**



Extender
10BASE-T:
Cat3,4,5 UTP
(≤250 meter)



Specification

Hardware Specification	Descriptions
Network Connector	24-port 10/100/1000Mbps PoE+2-port 1000Mbps RJ45+2-port 1000Mbps SFP Fiber
PoE Port	1~24 port support PoE with IEEE802.3af/at
AI Smart Function	1-24 port support AI smart
Switch Architecture	Store and Forward
MAC Address Table	6K
Switch Bandwidth	56Gbps
Packet Forwarding Rate	41.664Mpps
Frame	9216-byte
Flow Control	Full-duplex:IEEE 802.3x pause frame Half-duplex: Back pressure
VLAN	Support
Transmission Distance	10BASE-T: Cat3,4,5 UTP(≤250 meter) 100BASE-TX: Cat5 or later UTP(100 meter) 1000BASE-TX: Cat5 or later UTP(100 meter)
Power Input	AC 100-240V 50/60Hz (DC52V 260W)
ESD Protections	4KV lightning protection
LED Display	Power.System: Green light; Link/Activity: Green light
Power over Ethernet	
PoE Standard	IEEE802.3af Power over Ethernet/PSE IEEE802.3at Power over Ethernet Plus/PSE
Power Pin Assignment	End-Span(1/2+3/6-)
PoE Power Supply	Max 15.4w/per port (IEEE802.3af) Max 30w/per port (IEEE802.3at) Build-in Power: AC:100-240V 50/60Hz, DC52V 6.9A Total 360watts
Installation	19" 1U Rack-mounting
Standard Conformance	
EMI Safety	FCC Class B,CE
Standard Compliance	IEEE802.3/IEEE802.3i/IEEE802.3u/IEEE802.3ab/IEEE802.3az IEEE802.3x/IEEE802.1x/IEEE802.3af/IEEE802.3at
Environment	
Operating Environment	-20°C~70°C
Storage Environment	-40°C~85°C
Operating Humidity	10%~90%(non-condensing)
Storage Humidity	5%~95%(non-condensing)
Others	
Dimensions(W×D×H)	310mm×205mm×44mm
Gross Weight	2.5KG

Feature and Descriptions

- 16 port 10/100/1000M PoE+2 port 1000M RJ45+ 2 port 1000M SFP Combo
- 10/100/1000Mbps auto-negotiation and auto MDI/MDI-X
- Complies with IEEE802.3af/at Power over Ethernet device
- PoE supply Max.30watts per port
- Support AI Smart, AI Watchdog, AI 250meters extended
- Support IEEE 802.1Q VLAN isolation
- Support 32K-byte EEPROM configuration
- Support IVL, SVL, and IVL/SVL
- Support 25M clock, RFC MIB counter
- Auto detects powered device(PD)
- Circuit protection prevents power interference between ports
- Flow control for Full duplex/Half duplex
- Support 6K absolute MAC address
- Support 4KV lightning protection, short-circuit protection
- PoE supports short circuit and overload protection. The power supply supports over temperature protection and over voltage protection.
- Plug-and-Play no configuration required

Application



PoE extender
Ethernet Switch



10BASE-T: Cat3,4,5 UTP (≤250 meter)

100BASE-TX: Cat5 or later UTP (100 meter)

PoE, IP CAM.



or Ethernet Device

Order Part Number as Below.

Part Number.	Descriptions
BC-20224	24-port 10/100/1000Mbps PoE +2-port 10/100/1000Mbps RJ45 + 2-port 1000Mbps SFP COMBO

BC-22016

**16-port 10/100/1000Mbps PoE Switch to
2-port 100/1000M SFP Fiber Uplink
Layer-2 Switch Management**



**30W max
PoE port**



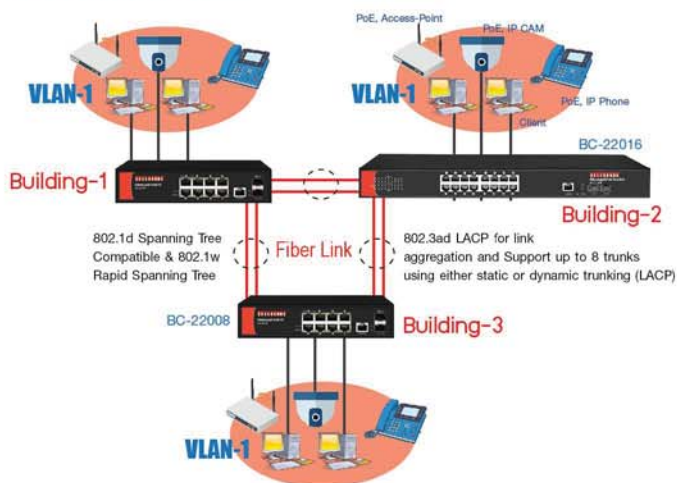
สํานักงาน
กระทรวง ICT



Specification

Hardware	Descriptions
Product Name	Manage 16 port Gigabit PoE Switch with 2 SFP(Layer 2)
POE Ports	16-port 10/100/1000Mbps POE(10/100/1000Base-T)
SFP Slots	2 port 1000Mbps SFP
Management Port	Console
POE port Power	Max.15.4watts (IEEE802.3af) Max. 30watts (IEEE802.3at)
POE Standard	IEEE802.3af/IEEE802.3at
PoE Power Supply Type	End-span
Power Pin Assignment	1/2(+), 3/6(-)
PoE Power Budget	400 watts (max.)
Switch Architecture	Store-and-Forward
Switch Bandwidth	56Gbps(Switching Capacity)
Packet Forwarding	40.32Mpps
RAM	128M
MAC Address	8K
Buffer	4.1M
FLASH	128M
Standards	IEEE 802.3x IEEE 802.3; IEEE 802.3u; IEEE 802.3ab; IEEE 802.3z IEEE 802.3ad IEEE 802.3q ; IEEE 802.3q/p IEEE 802.1w; IEEE 802.1d; IEEE 802.1S; IEEE802.3af; IEEE802.3at
Flow Control	Half duplex based back pressure control
Power Input	Full duplex based on PAUSE frames
Working Environment	100~240V AC, 50/60Hz Working Temperature: -20~60°C; Storage Temperature: -40~70°C Operation Humidity:10%~90%(non-condensing) Storage Humidity:5%~95%(non-condensing)
Product Size	440mm(L)*290mm(W) *45(H)mm
Weight	4.5kg

Application



คุณสมบัติตามมาตรฐานกระทรวง ICT.

Feature and Descriptions

- 16 ports 10/100/1000Mbps PoE+2 port 1000Mbps SFP+1 Console port
- 16 PoE ports support power over Ethernet for PDs.
- Support IEEE 802.3af/at PoE standard, Each PoE port Max15.4W/30W
- OSI Model L2+ management provide better manageability, security, QoS.
- Layer 2 managed switching features including 802.1Q VLAN, Mirroring, Port isolation, IPv6, IGMP Snooping, DHCP Snooping, PAGP, DTP LLDP, IP Source Guard, ARP inspection, ACLs etc.
- Support spanning tree STP(802.1D) and RSTP(802.1W).
- Jumbo frames support up to 9.6K kilobytes.
- Support enhanced management through WEB, CLI, TELNET, SSH, SNMP.
- Support 100~240V, 50/60Hz.

L2 Manage	Descriptions
Port Management	Port disable/enable Auto-negotiation 10/100/1000Mbps full and half duplex mode selection Flow Control disable/enable Bandwidth Control/Broadcast Storm Control
Port Mirroring	TX / RX / Both Many-to-one Monitoring
VLAN	4K VLAN 802.1Q tagged-based VLAN, up to 30 VLAN groups, out of 4094 VLAN IDs Port-based VLAN, up to 10 VLAN groups
QoS	802.1p port queue priority algorithm Cos/Tos, QOS sign WRR (Weighted Round Robin),Weighted priority rotation algorithm WRR/SP/WFQ,3 priority scheduling models
Spanning Tree Protocol	STP(Spanning Tree Protocol) RSTP/MSTP(Rapid Spanning Tree Protocol) EPPS ring network protocol EAPS ring network protocol 802.1x argumentation agreement
Link Aggregation	Max 8 aggregation groups, each supports 8 ports Static aggregation and dynamic aggregation
DHCP	DHCP Snooping
Loop Guard	Loop protection function, real-time detection, rapid alarm, accurate positioning, intelligent blocking, automatic recovery
Isolation	Support downlink ports isolated from each other and communicate with upstream port
Line Rate	Support port based input / output bandwidth management
IGMP Snooping	IGMPv1/2/3 and MLDv1/2 Snooping GMRP protocol registration Multicast address management, multicast VLAN, multicast routing ports, static multicast addresses
Storm Suppression	Unknown unicast, multicast, unknown multicast, storm suppression of broadcast type Storm suppression based on bandwidth tuning and storm filtering
Security	User port+IP address+MAC ACL based on IP and MAC Security properties of port based MAC address quantities
System Maintenance	Upgrade package upload, system log view WEB restore factory configuration
PoE Management	Open or close port Standard POE scheduling management A variety of timing reset function (recently upgraded) POE Automatic equipment on-line inspection
Management	WEB Management (support http and https protocol) CLI management
Web Browser	Telnet remote management SSH V1/V2 Support SNMP network management
LED Display	PWR, SYS, POE, LINK, ACT/LINK

Order Part Number as Below.

Part Number.	Descriptions
BC-22016	16-port 10/100/1000Mbps PoE Switch to 2-port 100/1000M SFP Fiber Uplink Layer-2 Switch Management 400 Watts max

BC-22024

**24-port 10/100/1000Mbps PoE Switch to
2-port 100/1000M SFP Fiber Uplink
Layer-2 Switch Management**



**30W max
PoE port**



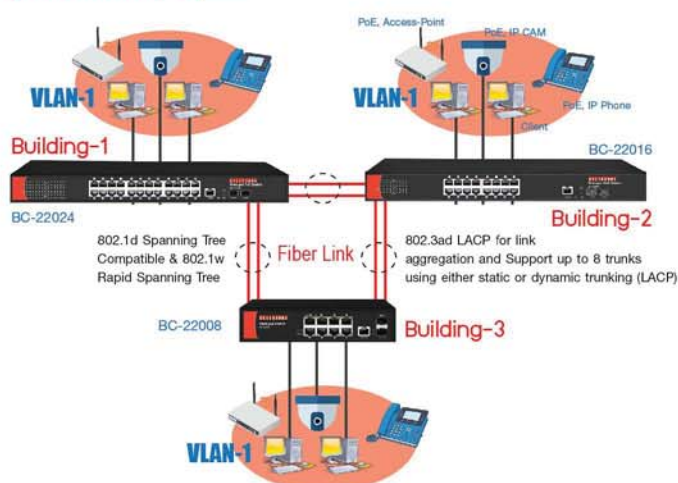
สำนักงาน
กระทรวง ICT



Specification

Hardware	Descriptions
Product Name	Manage 24 ports Gigabit PoE Switch with 2 SFP(Layer 2)
POE Ports	24-port 10/100/1000Mbps POE(10/100/1000Base-T)
SFP Slots	2-port 1000Mbps SFP
Management Port	Console
POE port Power	Max.15.4watts (IEEE802.3af) Max. 30watts (IEEE802.3at)
POE Standard	IEEE802.3af/IEEE802.3at
PoE Power Supply Type	End-span
Power Pin Assignment	1/2(+), 3/6(-)
PoE Power Budget	400 watts (max.)
Switch Architecture	Store-and-Forward
Switch Bandwidth	56Gbps(Switching Capacity)
Packet Forwarding	40.32Mpps
RAM	128M
MAC Address	8K
Buffer	4.1M
FLASH	128M
Standards	IEEE 802.3x IEEE 802.3; IEEE 802.3u; IEEE 802.3ab; IEEE 802.3z IEEE 802.3ad IEEE 802.3q ; IEEE 802.3q/p IEEE 802.1w; IEEE 802.1d; IEEE 802.1S; IEEE802.3af; IEEE802.3at
Flow Control	Half duplex based back pressure control
Power Input	Full duplex based on PAUSE frames
Working Environment	Working Temperature: -20~60°C; Storage Temperature: -40~70°C Operation Humidity:10%~90%(non-condensing) Storage Humidity:5%~95%(non-condensing)
Product Size	440mm(L)*290mm(W)*45(H)mm
Weight	4.5kg

Application



คุณสมบัติตามมาตรฐานกระทรวง ICT.

Feature and Descriptions

- 24 ports 10/100/1000Mbps PoE+2 port 1000Mbps SFP+1 Console port
- 24 PoE ports support power over Ethernet for PDs.
- Support IEEE 802.3af/at PoE standard, Each PoE port Max15.4W/30W
- OSI Model L2+ management provide better manageability, security, QoS.
- Layer 2 managed switching features including 802.1Q VLAN, Mirroring, Port isolation, IPv6, IGMP Snooping, DHCP Snooping, PAGP, DTP LLDP, IP Source Guard, ARP inspection, ACLs etc.
- Support spanning tree STP(802.1D) and RSTP(802.1W).
- Jumbo frames support up to 9.6K kilobytes.
- Support enhanced management through WEB, CLI, TELNET, SSH, SNMP.
- Support 100~240V, 50/60Hz.

L2 Manage	Descriptions
Port Management	Port disable/enable Auto-negotiation 10/100/1000Mbps full and half duplex mode selection Flow Control disable/enable Bandwidth Control/Broadcast Storm Control
Port Mirroring	TX / RX / Both Many-to-one Monitoring
VLAN	4K VLAN 802.1Q tagged-based VLAN, up to 30 VLAN groups, out of 4094 VLAN IDs Port-based VLAN, up to 10 VLAN groups
QoS	802.1p port queue priority algorithm Cos/Tos, QOS sign WRR (Weighted Round Robin),Weighted priority rotation algorithm WRR/SP/WFQ.3 priority scheduling models
Spanning Tree Protocol	STP(Spanning Tree Protocol) RSTP/MSTP(Rapid Spanning Tree Protocol) EPPS ring network protocol. EAPS ring network protocol 802.1x argumentation agreement
Link Aggregation	Max 8 aggregation groups, each supports 8 ports Static aggregation and dynamic aggregation
DHCP	DHCP Snooping
Loop Guard	Loop protection function, real-time detection, rapid alarm, accurate positioning, intelligent blocking, automatic recovery
Isolation	Support downlink ports isolated from each other and communicate with upstream port
Line Rate	Support port based input / output bandwidth management
IGMP Snooping	IGMPv1/2/3 and MLDv1/2 Snooping GMRP protocol registration Multicast address management, multicast VLAN, multicast routing ports, static multicast addresses
Storm Suppression	Unknown unicast, multicast, unknown multicast, storm suppression of broadcast type Storm suppression based on bandwidth tuning and storm filtering
Security	User port+IP address+MAC ACL based on IP and MAC Security properties of port based MAC address quantities
System Maintenance	Upgrade package upload, system log view WEB restore factory configuration
PoE Management	Open or close port
Web Browser	Standard POE scheduling management A variety of timing reset function (recently upgraded)
Management	POE Automatic equipment on-line inspection WEB Management (support http and https protocol) CLI management Telnet remote management SSH V1/V2 Support SNMP network management
LED Display	PWR, SYS, POE, LINK, ACT/LINK

Order Part Number as Below.

Part Number.	Descriptions
BC-22024	24-port 10/100/1000Mbps PoE Switch to 2-port 100/1000M SFP Fiber Uplink Layer-2 Switch Management 400 Watts max

BC-33008

8-port 10/100/1000Base-T RJ45 PoE to 2-port 1000Base-X SFP slot, up to 120Km PoE Ethernet Switch Manage L2, 19" Rack Mount



30W max PoE port



สํานักการ
การโทรศํพท์

Feature PoE Function (only for PoE models)

- PoE models support IEEE 802.3af/at PoE power supply standard to meet the demand of PoE power supply for security monitoring, teleconferencing system, wireless coverage and other scenarios.
- Supports user-defined time period control of PoE port power supply in the web management interface.
- Web network management interface automatically identifies PoE port information.

Specification

Specification	Descriptions
Port configuration	8 x 10/100/1000M RJ45, 2 x 1G SFP, 1 x Console
Switch capacity	20Gbps/non-blocking
Forwarding rates	41.6 Mpps
MAC Address	8k
Buffer Space	4M
Jumbo Frame	10Kb
PoE Standard	Max 15.4w / Per Port (IEEE802.3af), Max 30w / Per Port (IEEE802.3at) PIN: 1/2+, 3/6-
Input voltage	100-240Vac 50/60Hz (Rated); 90-264Vac 47Hz-63Hz (Max.)
PoE Power Budget	150 watts (max.)
Power Protection	Under-voltage/over-voltage, over-current, overload, and over-temperature protection
Heat dissipation	Natural
Working Temperature	-20°C ~ 60°C
Storage Temperature	-40°C ~ 85°C
Relative Humidity	5-95% (no condensation)
Installation	Rack-mounted 1U 19"
Dimension	266x200x43.6mm
Safety, EMC	Safety: EN60950, GB4943 EN 55022 Class A, FCC Part 15 Subpart B Class A IEC 61000-3-2 CLASS A, IEC 61000-3-3 CLASS A IEC 61000-4-2 Contact: ±8kV, Air: ±8kV Class A IEC 61000-4-4 Level4 IEC 61000-4-5 Power: Com ±6KV, Diff. ±6KV; UPT: Com ±4KV, diff. ±2KV
SOFTWARE FEATURE	
General	
Spanning Tree	STP/RSTP/MSTP, Auto Edge Port, BPDU Filtering, Self Loop Detection
Link Aggregation	IEEE 802.3ad LACP, Static Trunk, Max. 8 Ports/Group, Traffic Load Balancing
Loopback detection	support
ERPS	support
PoE Management	Port configure, PoE Timer
VLAN	
Voice VLAN	Static VLAN, Port-based, IEEE 802.1Q Tagged-based, Protocol-based, MAC-based, OUI Mode (Auto/Manual)
Surveillance VLAN	OUI Mode (Auto/Manual)
QinQ	IEEE 802.1ad Basic supported
GVRP	supported
Multicast	
Basic	Multicast Groups, Immediate Leave, Static/Forbidden Router Port, Static/Forbidden Forward Port, Filtering, Throttling
IGMP Snooping	IGMP v1/v2, IGMP v3 Basic (BISS), IGMP v2/v3 Querier
MLD Snooping	MLD v1/v2
MVR	Multicast VLAN Registration
QoS	
Priority Queue	8 queues/port
Queue Scheduling	WRR, WFQ, Strict Priority, Hybrid(WRR+SP or WFQ+SP)
Class of Service	Port-based, 802.1p, IP TOS Precedence, IP DSCP supported
Trusted QoS	Port-based (Ingress/Egress)
Rate Limit	Access Control List, L2/L3/L4, MAC-based, IPv4/IPv6-based
ACL	supported/1024
Access Rules	
Security	
AAA	Authentication supported/8
TACACS+	supported/8
RADIUS	supported/8
Authentication	IEEE 802.1X, MAC/Web/Guest VLAN/Port-Based/Host-Based
Account Management	support

คุณสมบัติตามมาตรฐานกระทรวง ICT.

Hardware Features

- Provide 8/16/24 multi-spec port products; all ports have Gigabit wire speed forwarding capability to meet different user needs.
- The whole series supports the "Ethernet port + optical port" combination, which is convenient for users to group the network flexibly and meet the demand of various scenarios.
- Support under-voltage, over-voltage, over-current, overload, and over-temperature protection, providing users with a safer, more stable, and more reliable experience.
- Support surge, fast pulse, electrostatic protection, significantly extending the device's service life.
- Complete LED indicator, easy for users to identify the device's working status quickly.
- Adopt high quality wide temperature components to ensure stable operation of the device in residential, commercial, and light industrial environments.
- IP30 anti-oxidation metal housing, durable.

Software Features

- Support IEEE 802.1Q VLAN, so you can flexibly divide VLANs according to your needs.
- Supports voice VLANs and configures QoS parameters for voice data streams to improve transmission priority and ensure call quality.
- Support QoS, supporting three priority modes based on port, 802.1P and DSCP, and four queue scheduling algorithms: Equ, SP, WRR, and SP+WRR.
- ACLs are supported to provide flexible security access control policies by configuring matching rules, processing operations, and time permissions to filter packets.
- Support IGMP V1/V2/V3 multicast protocols and IGMP Snooping to meet the needs of multi-terminal HD video surveillance and video conference access.
- Support multicast VLAN, multicast filtering, efficient data transmission, saving network bandwidth and reducing network load.
- Support port monitoring, which makes a copy of the packets of the monitored port to the monitoring port to realize network monitoring.

Applications

- Network Communication
- FTTH / FTTB / FTTx
- ISP Backhaul Networking

Specification	Descriptions
Access Management	support
SSL/TLS	SSLv2, SSLv3, TLSv1
WebUI	HTTPS
CLI	SSH v1/v2
Port Security	Dynamic Lock/256
Storm Control	Broadcast, Unknown Multicast, Unknown Unicast
Spanning Tree	BPDU Guard
Port Isolation	Supported
Black Hole MAC	Supported
CPU Defence Engine	Supported
DoS Prevention	Supported
DHCP Snooping	Option 82
Dynamic ARP Inspection	Supported
IP Source Guard	Supported/256
IMPB	IP/MAC/Port Binding
IPv6	
IPv6 Host	Auto Configuration, Static IPv6 Address and Prefix Length Static IPv6 Default Gateway, IPv6 Neighbor Discovery (ND) IPv6 Duplicate Address Detection, ICMPv6 HTTP/HTTPS, Telnet, SSH, SNMP, TFTP, Syslog, Ping, DHCPv6
IPv6 Application	
Management	
CLI	Console, Telnet
HTTP	support
SNMP	v1/v2c/v3
File Management	Firmware Upgrade/Backup, Dual Images, Configuration Download/Backup, Multiple Configurations
Upload/Download	TFTP, HTTP, UART
Time Management	Local, NTP
Port Management	Friendly Port Name (Port Description), Error Disabled Recovery
Line Management	Console, Telnet, SSH v1/v2
DHCP	Client, Snooping, Server, Relay, option82
DNS	Client
EEE	IEEE802.3az
RMON Management	32 entries
Discovery	
LLDP	IEEE 802.1AB Link Layer Discovery Protocol
LLDP-MED	ANSI/TIA-1057 LLDP Media Endpoint Discovery
Diagnostics	
Mirroring	Port-based (Many to One)
Syslog (RFC3164)	Local RAM, Local Flash, Remote Server
System Diagnostics	CPU, Memory, Port Utilization
Port Diagnostics	Cable Test, Fiber Module Status
Network Diagnostics	Ping Test, Traceroute
UDLD	supported
MIB	
RFC1213 MIBII	MIBII System & Interface groups
RFC2819	RMON I (1,2,3, & 9 groups)
RFC1215	Generic Traps
RFC1493	Bridge
RFC2674	Bridge MIB Extensions
RFC2737	Entity
RFC3635	Ethernet-Like
RFC2863	Interface Group
SNMP-Community-MIB	supported
SNMPv3	supported

Order Part Number as Below.

Part Number.	Descriptions
BC-33008	8-port 10/100/1000Base-T RJ45 PoE to 2-port 1000Base-X SFP slot, up to 120Km PoE Ethernet Switch Manage L2 19" Rack Mount

BC-33016

**16-port 10/100/1000Base-T RJ45 PoE to
2-port 1000Base-X SFP slot, up to 120Km Combo
2-port 10/100/1000Base-T RJ45 Combo
PoE Ethernet Switch Manage L2, 19" Rack Mount**



30W max

PoE port



สํานักการ
การโทรศํพท์

Feature PoE Function (only for PoE models)

- PoE models support IEEE 802.3af/at PoE power supply standard to meet the demand of PoE power supply for security monitoring, teleconferencing system, wireless coverage and other scenarios.
- Supports user-defined time period control of PoE port power supply in the web management interface.
- Web network management interface automatically identifies PoE port information.

Specification

Specification	Descriptions
Port configuration	16 x 10/100/1000M RJ45, 2 x 1G Combo, 1 x Console
Switch capacity	36Gbps/non-blocking
Forwarding rates	26.7Mpps
MAC Address	8k
Buffer Space	4M
Jumbo Frame	10Kb
PoE Standard	Max 15.4w / Per Port (IEEE802.3af), Max 30w / Per Port (IEEE802.3at) PIN: 1/2+, 3/6-100-240Vac 50/60Hz (Rated); 90-284Vac 47Hz-63Hz (Max.)
Input voltage	280 watts (max.)
PoE Power Budget	Under-voltage/over-voltage, over-current, overload, and over-temperature protection
Power Protection	Natural
Heat dissipation	-20°C ~ 60°C
Working Temperature	-40°C ~ 85°C
Storage Temperature	5-95% (no condensation)
Relative Humidity	Rack-mounted 1U 19"
Installation	440x270x43.6mm
Dimension	Safety: EN60950, GB4943
Safety, EMC	EN 55022 Class A, FCC Part 15 Subpart B Class A, IEC 61000-3-2 CLASS A, IEC 61000-3-3 CLASS A, IEC 61000-4-2 Contact: ±6kV, Air: ±8kV Class A IEC 61000-4-4 Level4, IEC 61000-4-5 Power: Com ±6kV, Diff. ±6kV; UPT: Com ±4kV, diff. ±2kV
SOFTWARE FEATURE	
General	
Spanning Tree	STP/RSTP/MSTP, Auto Edge Port, BPDU Filtering, Self Loop Detection
Link Aggregation	IEEE 802.3ad LACP, Static Trunk, Max. 8 Ports/Group, Traffic Load Balancing
Loopback detection	support
ERPS	support
PoE Management	Port configure, PoE Timer
VLAN	
Voice VLAN	Static VLAN, Port-based, IEEE 802.1Q Tagged-based, Protocol-based, MAC-based, OUI Mode (Auto/Manual)
Surveillance VLAN	OUI Mode (Auto/Manual)
QinQ	IEEE 802.1ad Basic supported
GVRP	supported
Multicast	
Basic	Multicast Groups, Immediate Leave, Static/Forbidden Router Port, Static/Forbidden Forward Port, Filtering, Throttling
IGMP Snooping	IGMP v1/v2, IGMP v3 Basic (BISS), IGMP v2/v3 Querier
MLD Snooping	MLD v1/v2
MVR	Multicast VLAN Registration
QoS	
Priority Queue	8 queues/port
Queue Scheduling	WRR, WFQ, Strict Priority, Hybrid(WRR+SP or WFQ+SP)
Class of Service	Port-based, 802.1p, IP TOS Precedence, IP DSCP supported
Trusted QoS	Port-based (Ingress/Egress)
Rate Limit	Access Control List, L2/L3/L4, MAC-based, IPv4/IPv6-based supported/1024
ACL	supported/1024
Access Rules	
Security	
AAA	Authentication supported/1024
TACACS+	supported/8
RADIUS	supported/8
Authentication	IEEE 802.1X, MAC/Web/Guest VLAN/Port-Based/Host-Based
Account Management	support

คุณสมบัติตามมาตรฐานกระทรวง ICT.

Hardware Features

- Provide 8/16/24 multi-spec port products; all ports have Gigabit wire speed forwarding capability to meet different user needs.
- The whole series supports the "Ethernet port + optical port" combination, which is convenient for users to group the network flexibly and meet the demand of various scenarios.
- Support under-voltage, over-voltage, over-current, overload, and over-temperature protection, providing users with a safer, more stable, and more reliable experience.
- Support surge, fast pulse, electrostatic protection, significantly extending the device's service life.
- Complete LED indicator, easy for users to identify the device's working status quickly.
- Adopt high quality wide temperature components to ensure stable operation of the device in residential, commercial, and light industrial environments.
- IP30 anti-oxidation metal housing, durable.

Software Features

- Support IEEE 802.1Q VLAN, so you can flexibly divide VLANs according to your needs.
- Supports voice VLANs and configures QoS parameters for voice data streams to improve transmission priority and ensure call quality.
- Support QoS, supporting three priority modes based on port, 802.1P and DSCP, and four queue scheduling algorithms: Equ, SP, WRR, and SP+WRR.
- ACLs are supported to provide flexible security access control policies by configuring matching rules, processing operations, and time permissions to filter packets.
- Support IGMP V1/V2/V3 multicast protocols and IGMP Snooping to meet the needs of multi-terminal HD video surveillance and video conference access.
- Support multicast VLAN, multicast filtering, efficient data transmission, saving network bandwidth and reducing network load.
- Support port monitoring, which makes a copy of the packets of the monitored port to the monitoring port to realize network monitoring.

Applications

- Network Communication
- FTTH / FTTB / FTTx
- ISP Backhaul Networking

Specification	Descriptions
Access Management	support
SSL/TLS	SSLv2, SSLv3, TLSv1
WebUI	HTTPS
CLI	SSH v1/v2
Port Security	Dynamic Lock/256
Storm Control	Broadcast, Unknown Multicast, Unknown Unicast
Spanning Tree	BPDU Guard
Port Isolation	Supported
Black Hole MAC	Supported
CPU Defence Engine	Supported
DoS Prevention	Supported
DHCP Snooping	Option 82
Dynamic ARP Inspection	Supported
IP Source Guard	Supported/256
IMPB	IP/MAC/Port Binding
IPv6	
IPv6 Host	Auto Configuration, Static IPv6 Address and Prefix Length, Static IPv6 Default Gateway, IPv6 Neighbor Discovery (ND), IPv6 Duplicate Address Detection, ICMPv6
IPv6 Application	HTTP/HTTPS, Telnet, SSH, SNMP, TFTP, Syslog, Ping, DHCPv6
Management	
CLI	Console, Telnet
HTTP	support
SNMP	v1/v2c/v3
File Management	Firmware Upgrade/Backup, Dual Images, Configuration Download/Backup, Multiple Configurations
Upload/Download	TFTP, HTTP, UART
Time Management	Local, NTP
Port Management	Friendly Port Name (Port Description), Error Disabled Recovery
Line Management	Console, Telnet, SSH v1/v2
DHCP	Client, Snooping, Server, Relay, option82
DNS	Client
EEE	IEEE802.3az
RMON Management	32 entries
Discovery	
LLDP	IEEE 802.1AB Link Layer Discovery Protocol
LLDP-MED	ANSI/TIA-1057 LLDP Media Endpoint Discovery
Diagnostics	
Mirroring	Port-based (Many to One)
Syslog (RFC3164)	Local RAM, Local Flash, Remote Server
System Diagnostics	CPU, Memory, Port Utilization
Port Diagnostics	Cable Test, Fiber Module Status
Network Diagnostics	Ping Test, Traceroute
UDLD	supported
MIB	
RFC1213 MIBII	MIBII System & Interface groups
RFC2819	RMON (1,2,3, & 9 groups)
RFC1215	Generic Traps
RFC1493	Bridge
RFC2674	Bridge MIB Extensions
RFC2737	Entity
RFC3635	Ethernet-Like
RFC2863	Interface Group
SNMP-Community-MIB	supported
SNMPv3	supported

Order Part Number as Below.

Part Number.	Descriptions
BC-33016	16-port 10/100/1000Base-T RJ45 PoE to 2-port 1000Base-X SFP slot, up to 120Km Combo 2-port 10/100/1000Base-T RJ45 Combo PoE Ethernet Switch Manage L2 19" Rack Mount

BC-33024

**24-port 10/100/1000Base-T RJ45 PoE to
4-port 1000Base-X SFP slot, up to 120Km Combo
4-port 10/100/1000Base-T RJ45 Combo
PoE Ethernet Switch Manage L2, 19" Rack Mount**



**30W max
PoE port**



สํานักการ
การทรวง ICT

Feature PoE Function (only for PoE models)

- PoE models support IEEE 802.3at/at PoE power supply standard to meet the demand of PoE power supply for security monitoring, teleconferencing system, wireless coverage and other scenarios.
- Supports user-defined time period control of PoE port power supply in the web management interface.
- Web network management interface automatically identifies PoE port information.

Specification

Specification	Descriptions
Port configuration	24 x 10/100/1000M RJ45, 4 x 1G Combo, 1 x Console
Switch capacity	56Gbps/non-blocking
Forwarding rates	41.6Mpps
MAC Address	8k
Buffer Space	4M
Jumbo Frame	10Kb
PoE Standard	Max.15.4w / Per Port (IEEE802.3af), Max.30w / Per Port (IEEE802.3at) PIN: 1/2+, 3/6- 100-240Vac 50/60Hz (Rated); 90-264Vac 47Hz-63Hz (Max.)
Input voltage	400 watts (max.)
PoE Power Budget	Under-voltage/over-voltage, over-current, overload, and over-temperature protection
Power Protection	Natural
Heat dissipation	-20°C ~ 60°C
Working Temperature	-40°C ~ 85°C
Storage Temperature	5-95% (no condensation)
Relative Humidity	8k
Installation	440x270x43.6mm
Dimension	Safety: EN60950, GB4943
Safety, EMC	EN 55022 Class A, FCC Part 15 Subpart B Class A IEC 61000-3-2 CLASS A, IEC 61000-3-3 CLASS A IEC 61000-4-2 Contact: ±6kV, Air: ±8kV Class A IEC 61000-4-4 Level4 IEC 61000-4-5 Power: Com ±6KV, Diff. ±6KV; UPT: Com ±4KV, diff. ±2KV
SOFTWARE FEATURE	
General	
Spanning Tree	STP/RSTP/MSTP, Auto Edge Port, BPDU Filtering, Self Loop Detection
Link Aggregation	IEEE 802.3ad LACP,Static Trunk, Max. 8 Ports/Group, Traffic Load Balancing
Loopback detection	support
ERPS	support
PoE Management	Port configure, PoE Timer
VLAN	
Voice VLAN	Static VLAN, Port-based, IEEE 802.1Q Tagged-based, Protocol-based, MAC-based, OUI Mode (Auto/Manual)
Surveillance VLAN	OUI Mode (Auto/Manual)
QinQ	IEEE 802.1ad Basic supported
GVRP	supported
Multicast	
Basic	Multicast Groups, Immediate Leave,Static/Forbidden Router Port, Static/Forbidden Forward Port, Filtering, Throttling
IGMP Snooping	IGMP v1/v2, IGMP v3 Basic (BISS), IGMP v2/v3 Querier
MLD Snooping	MLD v1/v2
MVR	Multicast VLAN Registration
QoS	
Priority Queue	8 queues/port
Queue Scheduling	WRR, WFQ, Strict Priority, Hybrid(WRR+SP or WFQ+SP)
Class of Service	Port-based, 802.1p, IP TOS Precedence, IP DSCP supported
Trusted QoS	Port-based (Ingress/Egress)
Rate Limit	Access Control List, L2/L3/L4, MAC-based, IPv4/IPv6-based
ACL	supported/1024
Access Rules	
Security	
AAA	Authentication supported/8
TACACS+	supported/8
RADIUS	IEEE 802.1X, MAC/Web/Guest
Authentication	VLAN/Port-Based/Host-Based
Account Management	support

คุณสมบัติตามมาตรฐานกระทรวง ICT.

Hardware Features

- Provide 8/16/24 multi-spec port products; all ports have Gigabit wire speed forwarding capability to meet different user needs.
- The whole series supports the "Ethernet port + optical port" combination, which is convenient for users to group the network flexibly and meet the demand of various scenarios.
- Support under-voltage, over-voltage, over-current, overload, and over-temperature protection, providing users with a safer, more stable, and more reliable experience.
- Support surge, fast pulse, electrostatic protection, significantly extending the device's service life.
- Complete LED indicator, easy for users to identify the device's working status quickly.
- Adopt high quality wide temperature components to ensure stable operation of the device in residential, commercial, and light industrial environments.
- IP30 anti-oxidation metal housing, durable.

Software Features

- Support IEEE 802.1Q VLAN, so you can flexibly divide VLANs according to your needs.
- Supports voice VLANs and configures QoS parameters for voice data streams to improve transmission priority and ensure call quality.
- Support QoS, supporting three priority modes based on port, 802.1P and DSCP, and four queue scheduling algorithms: Equ, SP, WRR, and SP+WRR.
- ACLs are supported to provide flexible security access control policies by configuring matching rules, processing operations, and time permissions to filter packets.
- Support IGMP V1/V2/V3 multicast protocols and IGMP Snooping to meet the needs of multi-terminal HD video surveillance and video conference access.
- Support multicast VLAN, multicast filtering, efficient data transmission, saving network bandwidth and reducing network load.
- Support port monitoring, which makes a copy of the packets of the monitored port to the monitoring port to realize network monitoring.

Applications

- Network Communication
- FTTH / FTTB / FTTx
- ISP Backhaul Networking

Specification	Descriptions
Access Management	support
SSL/TLS	SSLv2, SSLv3, TLSv1
WebUI	HTTPS
CLI	SSH v1/v2
Port Security	Dynamic Lock/256
Storm Control	Broadcast, Unknown Multicast, Unknown Unicast
Spanning Tree	BPDU Guard
Port Isolation	Supported
Black Hole MAC	Supported
CPU Defence Engine	Supported
DoS Prevention	Supported
DHCP Snooping	Option 82
Dynamic ARP Inspection	Supported
IP Source Guard	Supported/256
IMPB	IP/MAC/Port Binding
IPv6	
IPv6 Host	Auto Configuration, Static IPv6 Address and Prefix Length Static IPv6 Default Gateway,IPv6 Neighbor Discovery (ND) IPv6 Duplicate Address Detection, ICMPv6
IPv6 Application	HTTP/HTTPS, Telnet, SSH, SNMP, TFTP, Syslog, Ping, DHCPv6
Management	
CLI	Console, Telnet
HTTP	support
SNMP	v1/v2cv3
File Management	Firmware Upgrade/Backup, Dual Images, Configuration Download/Backup, Multiple Configurations
Upload/Download	TFTP, HTTP, UART
Time Management	Local, NTP
Port Management	Friendly Port Name (Port Description),Error Disabled Recovery
Line Management	Console, Telnet, SSH v1/v2
DHCP	Client, Snooping, Server, Relay, option82
DNS	Client
EEE	IEEE802.3az
RMON Management	32 entries
Discovery	
LLDP	IEEE 802.1AB Link Layer Discovery Protocol
LLDP-MED	ANSI/TIA-1057 LLDP Media Endpoint Discovery
Diagnostics	
Mirroring	Port-based (Many to One)
Syslog (RFC3164)	Local RAM, Local Flash, Remote Server
System Diagnostics	CPU, Memory, Port Utilization
Port Diagnostics	Cable Test, Fiber Module Status
Network Diagnostics	Ping Test, Traceroute
UDLD	supported
MIB	
RFC1213 MIBII	MIBII System & Interface groups
RFC2819	RMON I (1,2,3, & 9 groups)
RFC1215	Generic Traps
RFC1493	Bridge
RFC2674	Bridge MIB Extensions
RFC2737	Entity
RFC3635	Ethernet-Like
RFC2863	Interface Group
SNMP-Community-MIB	supported
SNMPv3	supported

Order Part Number as Below.

Part Number.	Descriptions
BC-33024	24-port 10/100/1000Base-T RJ45 PoE to 4-port 1000Base-X SFP slot, up to 120Km Combo 4-port 10/100/1000Base-T RJ45 Combo Ethernet Switch Manage L2 19" Rack Mount

FOR ALL YOUR NETWORKING NEEDS



BC-2016SC

**1-port 10/100Base-T(X) POE to
1-port SC 100Base-LX SM Duplex 1310nm 20Km.
PoE Industrial Ethernet Switch DIN-Rail Unmanaged**



**Built-in LFP
(Link-fault-pass-
through)
function**



Feature and Descriptions

- UTP with POE to fiber media converter
- IEEE 802.3af/at complaint
- RJ45 support auto MDI/MDI-X function
- Auto-negotiation speed, half/full-duplex
- Store-and-forward & Cut-thought optional
- Built-in LFP (Link-fault-pass-through) function
- Jumbo frame: 9kbytes
- Wide-range redundant power design (12~56VDC)
- Support wide operating temperature (-40°C ~ +85°C)
- Power polarity reverse protect
- Overload current resettable fuse present
- IP-40 protection
- Provide EFT protection for Power line
- Support Ethernet ESD protection
- DIN-Rail and Wall- Mounted Installation

EMS Standards

IEC61000-4-2(ESD): +8KV (Contact Discharge), +15KV (Contact Discharge)
IEC61000-4-3(RS): 10V/M (80-1000MHZ)
IEC61000-4-4(EFT): power cables +4KV, signal cables +2KV
IEC61000-4-5(Surge): power cables +4KV CM/+2KV DM, signal cables + 2KV
IEC61000-4-6(RF coupling): 3V (10KHZ-150KHZ), 10V (150KHZ-80MHZ)
IEC61000-4-8(Power Frequency Magnetic Field): 100A/M COUNT 1000A/M 1S TO 3S
IEC61000-4-12/18(Damped Oscillatory Wave): 2.5KV CM, 1KV DM
IEC61000-4-10(conducted disturbances): 30A/M
IEC61000-4-16(common mode): 30V COUNT 300V, 1S
IEC61000-6-2(Electromagnetic compatibility)
IEC61850-3(electrical substation)
IEEE1613 (electric power substations)
EN50121-4(Rail Traffic)

The BC-2016SC series Industrial POE Media Converter is the ideal solution for powering remote devices such as IP phones, video cameras, wireless access points, alarms, traffic controllers, sensors and tracking devices, which are installed 100m far from a Power over Ethernet switch. In addition to transmitting data, the twisted-pair port also injects power down the cable, allowing a remote Power over Ethernet Device to operate without the need of any additional power source. All Power over Ethernet Powered Devices (IEEE 802.3af/at complaint) are supported, as the BC-2016SC series can deliver a full 15.4W / 30W of power to the remote device.

The BC-2016SC series is designed to extend the distance of a network by converting Fast Ethernet data between twisted pair cabling and multi-mode or single-mode fiber-optic cabling. It will operate in industrial grade temperature, used in traffic management, oil and gas pipelines, weather tracking, industrial and outdoor applications. Additionally, it can be installed by DIN-rail or wall-mount, allowing users to deploy any mix of network conversions required


The BC-2016SC features a 100Base-LX fiber port and a 10/100Base-TX twisted-pair port. The fiber optic port features SC connector and operating distance from 2km to 120km depending on different Model. The twisted-pair port has an RJ-45 connector with a maximum operating distance of 100m.

Many Backbone switch products now support the industry-standard IEEE802.1Q specification for VLANs that send extra-long data packets on the network. The BC-2016SC series converters are fully compatible with these long packets, enabling them to be used in modern networks.

Specification

Hardware Specification	Descriptions
Standards	IEEE802.3 10BaseT; IEEE802.3u 100BaseT(X) IEEE802.3x Flow control; IEEE802.1d Spanning Tree, IEEE802.1Q VLANs; IEEE 802.3af/at POE
Performance	Processing Type : Store and Forward, Cut-through MAC Table Size: 1Kbit Buffer Space: 288Kbit Time Delay: <150µs Data Rate: 10/100M
Copper Port	Connector: RJ45 Distance: 100m
Fiber Port	Data Rate: 155M Connector: SC as default, FC/ST Optional Distance: MMF=2km, SMF =20/40/80/100/120km,
Dip-switch	Bi-di=20/40/80/100/120km Dip1 ON + Dip2 ON = Modified Cut-through Mode Dip1 ON + Dip2 Off = Converter Mode Dip1 Off + Dip2 ON = Cut-through Dip1 Off + Dip2 off = Store and forward mode Dip4 ON = LFP Enable; Dip4 Off = LFP Disable
LED indicators	PWR1: ON = Power Connected PWR2: ON = Power Connected FL/A: ON = Fiber Connected; Active=Data Transmitting TL/A: ON = Copper Connected; Active= Data Transmitting 100M: ON = 100M Data Rate Transmitting POE: ON = Power Working; Off=No Power
Power	Input Voltage: 12~56 VDC, redundant power inputs Power Consumption: <5W (POE excluded) Protection: Overload Current; Reverse Polarity Connector: Terminal Block
Environment	Operating Temperature:-40°C ~ +85°C Storage Temperature: -40°C ~ +95°C Relative humidity: 5-95% (no condensation)
Physical Characteristics	Housing: IP40 Protection; Aluminum Alloy Installation: DIN-Rail , Wall-Mounted Dimension: 115*81*35mm(device); 220*175*73mm(packing) Weight: 0.30kg(device); 0.43kg(device with packing)

Application



Order Part Number as Below.

Part Number.	Descriptions
BC-2016SC	1-port 10/100Base-T(X) POE to 1-port SC 100Base-LX Duplex SM 1310nm 20Km
BC-2016SCA	1-port 10/100Base-T(X) POE to 1-port SC 100Base-LX Simplex SM Bi-di1310nm/1550nm 20Km
BC-2016SCB	1-port 10/100Base-T(X) POE to 1-port SC 100Base-LX Simplex SM Bi-di1550nm/1310nm 20Km

BC-2026SFP2

**2-port 10/100Base-T(X) POE to
2-port SFP slot 100Base-X
PoE Industrial Ethernet Switch DIN-Rail Unmanaged**



Feature and Descriptions

- 2 x 10/100Base-TX Port to 2 x 100Base-X
- IEEE802.3af/at compliant
- 1*9 fixed fiber module or SFP slot optional
- RJ45 support auto MDI/MDI-X function
- Auto-negotiation speed, half/full-duplex
- Store-and-forward
- Max packet size: 2048bytes
- Wide-range redundant power design (12~56VDC)
- Support wide operating temperature (-40°C ~ +85 °C)
- Power polarity reverse protect
- Overload current resettable fuse present
- IP-40 protection
- Provides EFT protection for Power line
- Support Ethernet ESD protection
- DIN-Rail and Wall-Mounted Installation
- Low power consumption

EMS Standards

IEC61000-4-2(ESD): +8KV (Contact Discharge), +15KV (Contact Discharge)
IEC61000-4-3(RS): 10V/M (80-1000MHZ)
IEC61000-4-4(EFT): power cables +4KV, signal cables +2KV
IEC61000-4-5(Surge): power cables +4KV CM/+ 2KV DM, signal cables + 2KV
IEC61000-4-6(RF coupling): 3V (10KHZ-150KHZ), 10V (150KHZ-80MHZ)
IEC61000-4-8(Power Frequency Magnetic Field): 100A/M COUNT 1000A/M 1S TO 3S
IEC61000-4-12/18(Damped Oscillatory Wave): 2.5KV CM, 1KV DM
IEC61000-4-10(conducted disturbances): 30A/M
IEC61000-4-16(common mode): 30V COUNT 300V,1S
IEC61000-6-2(Electromagnetic compatibility)
IEC61850-3(electrical substation)
IEEE1613 (electric power substations)
EN50121-4(Rail Traffic)

The BC-2026SFP2 series Industrial POE Switch is the ideal solution for powering remote devices such as IP phones, video cameras, wireless access points, alarms, traffic controllers, sensors and tracking devices, which are installed 100m far from a Power over Ethernet switch. In addition to transmitting data, the twisted-pair port also injects power down the cable, allowing a remote Power over Ethernet Device to operate without the need of any additional power source. All Power over Ethernet Powered Devices (IEEE 802.3af/at compliant) are supported.

The BC-2026SFP2 features 2x 100Base-X fiber port and 2 x 10/100Base-TX twisted-pair port. The fiber optic port features LC connector and operating distance from 2km to 120km depending on different Model. The twisted-pair port has 4 x RJ-45 connector with a maximum operating distance of 100m. The BC-2026SFP2-2F provides two SFP slot for any MSA-complaint pluggable 155M SFP transceivers.

The BC-2026SFP2 Industrial Ethernet Switch is designed to stand up to extreme temperature, surges, vibrations, and shocks found in industrial automation, government, military, oil & gas, mining and outdoor applications, such as traffic management, oil and gas pipelines.

The BC-2026SFP2 series enables real-time deterministic network operation, requires no configuration and will instantly operate as soon as you power it up. Additionally, they can be installed by DIN-rail or wall-mounted, allowing users to deploy any mix of network conversions required.

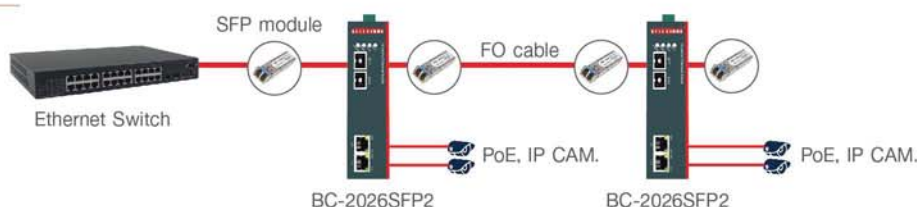
Specification

Hardware Specification	Descriptions
Standards	IEEE802.3 10BaseT, IEEE802.3u 100BaseT(X) IEEE802.3x Flow control and back pressure.
Performance	Processing Type : Store and Forward MAC Table Size: 1024bit Buffer Space: 512Kbit Back bandwidth: 1G Time Delay: <150μs
Copper Port	Data Rate: 10/100M Connector: RJ45 x 2 Distance: 100m
Fiber Port	Data Rate: 155M Connector: SC as default, FC/ST/SFP optional Distance: MMF=2km; SMF=20/40/80/100/120km Bi-Di=20/40/80/100/120km
LED indicators	PWR1: ON=Power Connected PWR2: ON= Power Connected FL/A: ON=Fiber Connected; Active=Data Transmitting TL/A: ON=Copper Connected; Active= Data Transmitting POE: ON=Power Working; Off=No Power
Power	Input Voltage: 12~56 VDC, redundant power inputs Power Consumption: <5W (POE excluded) Protection: Overload Current; Reverse Polarity
Environment	Connector: Terminal Block Operating Temperature: -40°C ~ +85°C Storage Temperature: -40°C ~ +95°C Relative humidity: 5-95% (no condensation)
Physical Characteristics	Housing: IP40 Protection, Aluminum Alloy Installation: DIN-Rail, Wall-Mounted Dimension: 138*107*45mm Weight: 0.50kg

Order Part Number as Below.

Part Number.	Descriptions
BC-2026SFP2	2-port 10/100Base-T(X) POE to 2-port SFP slot 100Base-X

Application



BC-2046SFP2

**4-port 10/100Base-T(X) POE to
2-port SFP slot 100Base-X
PoE Industrial Ethernet Switch DIN-Rail Unmanaged**



Feature and Descriptions

- 4 x 10/100Base-TX Port to 2 x 100Base-X
- IEEE802.3af/at compliant
- 1*9 fixed fiber module or SFP slot optional
- RJ45 support auto MDI/MDI-X function
- Auto-negotiation speed, half/full-duplex
- Store-and-forward
- Max packet size: 2048bytes
- Wide-range redundant power design (12~56VDC)
- Support wide operating temperature (-40°C ~ +85 °C)
- Power polarity reverse protect
- Overload current resettable fuse present
- IP-40 protection
- Provides EFT protection for Power line
- Support Ethernet ESD protection
- DIN-Rail and Wall-Mounted Installation
- Low power consumption

EMS Standards

IEC61000-4-2(ESD): +8KV (Contact Discharge), +15KV (Contact Discharge)
IEC61000-4-3(RS): 10V/M (80-1000MHZ)
IEC61000-4-4(EFT): power cables +4KV, signal cables +2KV
IEC61000-4-5(Surge): power cables +4KV CM/+ 2KV DM, signal cables + 2KV
IEC61000-4-6(RF coupling): 3V (10KHZ-150KHZ), 10V (150KHZ-80MHZ)
IEC61000-4-8(Power Frequency Magnetic Field): 100A/M COUNT 1000A/M 1S TO 3S
IEC61000-4-12/18(Damped Oscillatory Wave): 2.5KV CM, 1KV DM
IEC61000-4-10(conducted disturbances): 30A/M
IEC61000-4-16(common mode): 30V COUNT 300V,1S
IEC61000-6-2(Electromagnetic compatibility)
IEC61850-3(electrical substation)
IEEE1613 (electric power substations)
EN50121-4(Rail Traffic)

The BC-2046SFP2 series Industrial POE Switch is the ideal solution for powering remote devices such as IP phones, video cameras, wireless access points, alarms, traffic controllers, sensors and tracking devices, which are installed 100m far from a Power over Ethernet switch. In addition to transmitting data, the twisted-pair port also injects power down the cable, allowing a remote Power over Ethernet Device to operate without the need of any additional power source. All Power over Ethernet Powered Devices (IEEE 802.3af/at compliant) are supported.

The BC-2046SFP2 features or 2x 100Base-X fiber port and 4 x 10/100Base-TX twisted-pair port. The fiber optic port features LC connector and operating distance from 2km to 120km depending on different Model. The twisted-pair port has 4 x RJ-45 connector with a maximum operating distance of 100m. The BC-2046SFP2-2F provides two SFP slot for any MSA-complaint pluggable 155M SFP transceivers.

The BC-2046SFP2 Industrial Ethernet Switch is designed to stand up to extreme temperature, surges, vibrations, and shocks found in industrial automation, government, military, oil & gas, mining and outdoor applications, such as traffic management, oil and gas pipelines.

The BC-2046SFP2 series enables real-time deterministic network operation, requires no configuration and will instantly operate as soon as you power it up. Additionally, they can be installed by DIN-rail or wall-mounted, allowing users to deploy any mix of network conversions required.

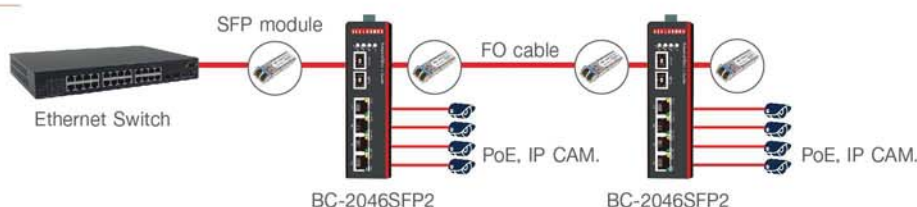
Specification

Hardware Specification	Descriptions
Standards	IEEE802.3 10BaseT, IEEE802.3u 100BaseT(X) IEEE802.3x Flow control and back pressure.
Performance	Processing Type : Store and Forward MAC Table Size: 1024bit Buffer Space: 512Kbit Back bandwidth: 1G Time Delay: <150µs
Copper Port	Data Rate: 10/100M Connector: RJ45 x 4 Distance: 100m
Fiber Port	Data Rate: 155M Connector: SC as default, FC/ST/SFP optional Distance: MMF=2km; SMF=20/40/80/100/120km Bi-Di=20/40/80/100/120km
LED indicators	PWR1: ON=Power Connected PWR2: ON= Power Connected FL/A: ON=Fiber Connected; Active=Data Transmitting TL/A: ON=Copper Connected; Active= Data Transmitting POE: ON=Power Working; Off=No Power
Power	Input Voltage: 12~56 VDC, redundant power inputs Power Consumption: <5W (POE excluded) Protection: Overload Current; Reverse Polarity
Environment	Connector: Terminal Block Operating Temperature: -40°C ~ +85°C Storage Temperature: -40°C ~ +95°C Relative humidity: 5-95% (no condensation)
Physical Characteristics	Housing: IP40 Protection, Aluminum Alloy Installation: DIN-Rail , Wall-Mounted Dimension: 138*107*45mm Weight: 0.50kg

Order Part Number as Below.

Part Number.	Descriptions
BC-2046SFP2	4-port 10/100Base-T(X) POE to 2-port SFP slot 100Base-X

Application



BC-2016SFPG

**1-port 10/100/1000Base-T RJ45 POE to
1-port SFP slot 1000Base-X, 2Km to 120Km.
PoE Industrial Ethernet Switch DIN-Rail Unmanaged**



Feature and Descriptions

- UTP to fiber media converter
- IEEE 802.3af/at compliant
- RJ-45 port support auto MDI/MDI-X function
- Auto-negotiation speed, half/full-duplex
- Store-and-forward switching architecture
- Support wide operating temperature (-40°C ~ +85 °C)
- Wide-range redundant power design (12~56VDC)
- Power polarity reverse protect
- Overload current resettable fuse present
- IP-40 protection
- Provide EFT protection for Power line
- Support Ethernet ESD protection
- DIN-Rail and Wall- Mounted Installation

EMS Standards

IEC61000-4-2(ESD): +8KV (Contact Discharge), +15KV (Contact Discharge)
IEC61000-4-3(RS): 10V/M (80-1000MHZ)
IEC61000-4-4(EFT): power cables +4KV, signal cables +2KV
IEC61000-4-5(Surge): power cables +4KV CM/+2KV DM, signal cables + 2KV
IEC61000-4-6(RF coupling): 3V (10KHZ-150KHZ), 10V (150KHZ-80MHZ)
IEC61000-4-8(Power Frequency Magnetic Field): 100A/M COUNT 1000A/M 1S TO 3S
IEC61000-4-12(Damped Oscillatory Wave): 2.5KV CM, 1KV DM
IEC61000-4-10(conducted disturbances): 30A/M
IEC61000-4-16(common mode): 30V COUNT 300V,1S
IEC61000-6-2(Electromagnetic compatibility)
IEC61850-3(electrical substation)
IEEE1613 (electric power substations)
EN50121-4(Rail Traffic)

The BC-2016SFPG series Industrial POE Media Converter is the ideal solution for powering remote devices such as IP phones, video cameras, wireless access points, alarms, traffic controllers, sensors and tracking devices, etc., which are installed 100m far from a Power over Ethernet switch. In addition to transmitting data, the twisted-pair port also injects power down the cable, allowing a remote Power over Ethernet Device to operate without the need of any additional power source. All Power over Ethernet Powered Devices (IEEE 802.3af/at compliant) are supported, as the BC-2016SFPG series can deliver a full 15.4W / 30W of power to the remote device. The BC-2016SFPG series is designed to extend the distance of a network by converting Giga Ethernet data between twisted pair cabling and multi-mode or single-mode fiber-optic cabling.

The BC-2016SFPG features a 1000Base-X fiber port and a 10/100/1000Base-T twisted-pair port. The fiber optic port features LC connector and operating distance from 550m to 120km depending on different Model. The twisted-pair port has an RJ-45 connector with a maximum distance of 100m.

BC-2016SFPG-SFP features a 1000Base-X SFP fiber Port and a 10/100/1000T twisted-pair port. The fiber optic port features a modular SFP slot for any kind of MSA-complaint pluggable 1.25Gbps SFP transceivers. Many Backbone switch products now support the industry-standard IEEE802.1Q specification for VLANs that send extra-long data packets on the network. The BC-2016SFPG series converters are fully compatible with these long packets, enabling them to be used in modern networks


Specification

Hardware Specification	Descriptions
Standards	IEEE802.3 10Base-T, IEEE802.3u 100Base-TX IEEE802.3ab 1000Base-T IEEE802.3z 1000Base-SX/LX standards IEEE802.3x Flow control and back pressure IEEE802.1d Spanning Tree, IEEE802.1Q VLANs IEEE 802.3af/at POE
Performance	Conversion Methods : Store and Forward, MAC Address table: 1Kbit Buffer Space: 288Kbit Time Delay: <20µs
Copper Port	Data Rate: 10/100/1000M Connector: RJ45 Distance: 100m
Fiber Port	Data Rate: 1.25G Connector: SC as default, FC/ST/SFP Slot Optional Distance: MMF 550/2km,SMF 20/40/80/100/120km, Bi-di:20/40/80/100/120km
LED indicators	PWR1: ON=Power Connected PWR2: ON= Power Connected FL/A: ON=Fiber Connected; Active=Data Transmitting TL/A: ON=Copper Connected; Active= Data Transmitting 1000M: ON=1000M Data Rate Transmitting POE: ON=Power Working; Off=No Power
Power	Input Voltage: 12~56 VDC, redundant power inputs Protection: Overload Current; Reverse Polarity Power Consumption: <5W (POE excluded) Connector: Terminal Block Operating Temperature: -40°C ~ +85°C Storage Temperature: -40°C ~ +95°C Relative humidity: 5-95% (no condensation) Housing: IP40 Protection, Aluminium alloy Installation: DIN-Rail , Wall-Mounted Dimension: 115*81*35mm(device); 220*175*73mm(packing) Weight: 0.30kg(device); 0.43kg(device with packing)

Order Part Number as Below.

Part Number.	Descriptions
BC-2016SFPG	1-port 10/100/1000Base-T RJ45 POE to 1-port SFP slot 1000Base-X, 2Km to 120Km.

Application



BC-2026SFPG2

**2-port 10/100/1000Base-T RJ45 POE to
2-port SFP slot 100M/1000Base-X, 2Km to 120Km.
PoE Industrial Ethernet Switch DIN-Rail Unmanaged**



2-port industrial full gigabit PoE switch that supports up to 2ports 10/100/1000M 90W high power PoE ports and 2ports 100/1000M SFP ports. 2ports 10/100/1000M ports support PoE+, conforming to IEEE 802.3af/at standard. Fiber ports provides 2 modes through the dip switch, 100M mode and 1000M mode to adapt variety needs.

It supports the PoE Auto-check function, which is specially designed to solve the problems of equipment frozen. It can automatically detect the frozen PD equipment and restart the ports' output of PSE, and restart the PD device. It greatly reduces the maintenance difficulty of engineering.

Supports Din-rail installation, which is reliable and durable, and can be used in security network video monitoring, network engineering and other occasions.

Feature and Descriptions

- With 2ports 10/100/1000M Hi-PoE 90W ports and 2ports 100/1000M SFP ports;
- Fiber ports provides 2 modes through the dip switch, 100M mode and 1000M mode to adapt to variety needs;
- Supports relay alarm for power off, network broken and PoE off;
- Supports PoE Auto-check function, which is specially designed to solve the problems of equipment frozen. It can automatically detect the frozen PD equipment and restart the ports' output of PSE, and restart the PD device. It greatly reduces the maintenance difficulty of engineering;
- Supports 6KV surge protection, 6KV contact / 8KV air ESD protection;
- Supports working temperature -40°C -75 °C

EMS Standards

IEC61000-4-2(ESD): +8KV (Contact Discharge), +15KV (Contact Discharge)
IEC61000-4-3(RS): 10V/M (80-1000MHZ)
IEC61000-4-4(EFT): power cables +4KV, signal cables +2KV
IEC61000-4-5(Surge): power cables +4KV CM/+ 2KV DM, signal cables + 2KV
IEC61000-4-6(RF coupling): 3V (10KHZ-150KHZ), 10V (150KHZ-80MHZ)
IEC61000-4-8(Power Frequency Magnetic Field): 100A/M COUNT 1000A/M 1S TO 3S
IEC61000-4-12/18(Damped Oscillatory Wave): 2.5KV CM, 1KV DM
IEC61000-4-10(conducted disturbances): 30A/M
IEC61000-4-16(common mode): 30V COUNT 300V,1S
IEC61000-6-2(Electromagnetic compatibility)
IEC61850-3(electrical substation)
IEEE1613 (electric power substations)
EN50121-4(Rail Traffic)

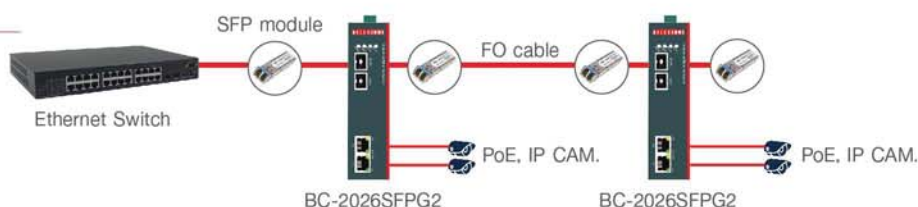
Specification

Hardware Specification	Descriptions
Power supply	Powered by power adaptor
Range of voltage	DC 48~57V
Consumption	Self consumption<5W
Downlink ports	Ports 1~2 10/100/1000Base-T 90W PoE RJ45
Uplink ports	Ports 3~4 supports 2 modes of 100Base-FX and 1000Base-X
PoE Auto-check	If detect the frozen PD device, restart it
Working mode of fiber ports	It can be selected 100M or 1000M work mode by dip switch
Relay alarm	1 channel relay alarm output for power off, ports PoE off, ports link down
Cable and distance	Use cat5e/6,100m max
Standard	IEEE802.3, IEEE802.3u, IEEE802.3z
Switch fabric	8 Gbps
Though put	5.95 Mpps
Buffer	1M
MAC address table	8K
Indicator	Power: 2 *red ; Uplink3~4: Green LEDs indicate Link/Act Downlink 1~2: Yellow LED indicate PoE, green LEDs indicate Link/Act
Protection	Surge: 6KV, standard: IEC61000-4-5 ESD: 6KV: contact / 8KV: air, standard:IEC61000-4-2
Working temperature	-40°C ~ 75°C
Storage temperature	-40°C ~ 85°C
Humidity	0~95%(No condensation)
Dimension(LxWxH)	101 mm×65 mm×36mm
Material	Aluminium alloy
Colour	Black
Net-weight	300g

Order Part Number as Below.

Part Number.	Descriptions
BC-2026SFPG2	2-port 10/100/1000Base-T RJ45 POE to 2-port SFP slot 100M/1000Base-X, 2Km to 120Km.

Application



BC-2046SFPG2

**4-port 10/100/1000Base-T RJ45 POE to
2-port SFP slot 1000Base-X, 2Km to 120Km.
PoE Industrial Ethernet Switch DIN-Rail Unmanaged**



BC-2046SFPG2 Industrial POE Switch is a High Power Sourcing Equipment (PSE) device that compliant with the IEEE802.3af/at standard, providing Power-over-Ethernet over twisted pair cables in an Ethernet network. With Dual Gigabit SFP Slot, the switch is deal for extending Ethernet over distance via fiber daisy-chain, while also eliminating the need for individual power supply for IP video camera and wireless access points. Extended operating temperature range allows installation in unconditioned outdoor cabinets or industrial environments.

The BC-2046SFPG2 features 2x 1000Base-X SFP Slot and 4 x 10/100/1000Base-T twisted-pair port. The SFP slot port for any kind of MSA-compliant pluggable 1.25G SFP Transceivers, the twisted-pair port has 4 x RJ-45 connector with a maximum operating distance of 100m.

The BC-2046SFPG2 is a high performance and cost-effective industrial un-managed switch that meets the high reliability requirements of industrial network operations. It is designed to extend the distance of network by converting Gigabit Ethernet data between twisted pair cabling and multi-mode or single-mode fiber-optic cabling. The BC-2046SFPG2 series enables real-time deterministic network operation, requires no configuration and will instantly operate as soon as you power it up. Additionally, they can be installed by DIN-rail

Feature and Descriptions

- Provide 4 x 10/100/1000Base-T(X)
- 2 x 1000Base-X SFP Slot for Daisy-Chain
- IEEE803.3af/at complaint
- RJ45 support auto MDI/MDI-X function
- Auto-negotiation speed, half/full-duplex
- Store-and-forward
- Max packet size: 10K bytes
- Wide-range redundant power design (12~56VDC)
- Support wide operating temperature (-40°C ~ +85°C)
- Power polarity reverse protect
- Overload current resettable fuse present
- IP-40 protection
- Provide EFT protection for Power line
- Support Ethernet ESD protection
- DIN-Rail and Wall-Mounted Installation
- Low power consumption

EMS Standards

IEC61000-4-2(ESD): +8KV (Contact Discharge), +15KV (Contact Discharge)
IEC61000-4-3(RS): 10V/M (80-1000MHZ)
IEC61000-4-4(EFT): power cables +4KV, signal cables +2KV
IEC61000-4-5(Surge): power cables +4KV CM/+ 2KV DM, signal cables + 2KV
IEC61000-4-6(RF coupling): 3V (10KHZ-150KHZ), 10V (150KHZ-80MHZ)
IEC61000-4-8(Power Frequency Magnetic Field): 100A/M COUNT 1000A/M 1S TO 3S
IEC61000-4-12/18(Damped Oscillatory Wave): 2.5KV CM, 1KV DM
IEC61000-4-10(conducted disturbances): 30A/M
IEC61000-4-16(common mode): 30V COUNT 300V,1S
IEC61000-6-2(Electromagnetic compatibility)
IEC61850-3(electrical substation)
IEEE1613 (electric power substations)
EN50121-4(Rail Traffic)

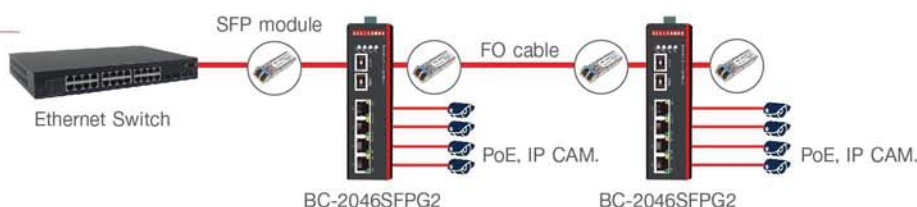
Specification

Hardware Specification	Descriptions
Standards	IEEE802.3 10Base-T, IEEE802.3u 100Base-TX IEEE802.3ab 1000Base-T IEEE802.3z 1000Base-SX/LX standards IEEE802.3x Flow control and back pressure IEEE802.1d Spanning Tree, IEEE802.1Q VLANs IEEE802.3af/at POE
Performance	Processing Type : Store and Forward MAC Table Size: 1024bit Buffer Space: 1Mbit Back bandwidth: 12G Time Delay: <20µs
Copper Port	Data Rate: 10/100/1000M Connector: RJ45 x 4 Distance: 100m
Fiber Port	Data Rate: 1.25G Connector: SFP slot x 2 Distance: Up to SFP Transceivers
LED indicators	PWR1: ON=Power Connected PWR2: ON= Power Connected FL/A: ON=Fiber Connected; Active=Data Transmitting TL/A: ON=Copper Connected; Active= Data Transmitting
Power	Input Voltage: 12~56 VDC, redundant power inputs Power Consumption: <5W (POE excluded) Protection: Overload Current; Reverse Polarity Connector: Terminal Block
Environment	Operating Temperature: -40°C ~ +85°C Storage Temperature: -40°C ~ +95°C Relative humidity: 5-95% (no condensation)
Physical Characteristics	Housing: IP40 Protection, Aluminum Alloy Installation: DIN-Rail, Wall-Mounted Dimension: 138*107*45mm Weight: 0.50kg

Order Part Number as Below.

Part Number.	Descriptions
BC-2046SFPG2	4-port 10/100/1000Base-T RJ45 POE to 2-port SFP slot 1000Base-X, 2Km to 120Km.

Application



BC-2086SFPG2

**8-port 10/100/1000Base-T RJ45 POE to
2-port SFP slot 1000Base-X, 2Km to 120Km.
PoE Industrial Ethernet Switch DIN-Rail Unmanaged**



BC-2086SFPG2 Industrial POE Switch is a High Power Sourcing Equipment (PSE) device that compliant with the IEEE802.3af/at standard, providing Power-over-Ethernet over twisted pair cables in an Ethernet network. With Dual Gigabit SFP Slot, the switch is deal for extending Ethernet over distance via fiber daisy-chain, while also eliminating the need for individual power supply for IP video camera and wireless access points. Extended operating temperature range allows installation in unconditioned outdoor cabinets or industrial environments.

The BC-2086SFPG2 features 2x 1000Base-X SFP Slot and 8 x 10/100/1000Base-T twisted-pair port. The SFP slot port for any kind of MSA-compliant pluggable 1.25G SFP Transceivers, the twisted-pair port has 8 x RJ-45 connector with a maximum operating distance of 100m.

The BC-2086SFPG2 is a high performance and cost-effective industrial un-managed switch that meets the high reliability requirements of industrial network operations. It is designed to extend the distance of network by converting Gigabit Ethernet data between twisted pair cabling and multi-mode or single-mode fiber-optic cabling. The BC-2086SFPG2 series enables real-time deterministic network operation, requires no configuration and will instantly operate as soon as you power it up. Additionally, they can be installed by DIN-rail or wall-mounted, allowing users to deploy any mix of network conversions required.

Feature and Descriptions

- Provide 8 x 10/100/1000Base-T(X)
- 2 x 1000Base-X SFP Slot for Daisy-Chain
- IEEE803.3af/at complaint
- RJ45 support auto MDI/MDI-X function
- Auto-negotiation speed, half/full-duplex
- Store-and-forward
- Max packet size: 10K bytes
- Wide-range redundant power design (12~56VDC)
- Support wide operating temperature (-40°C ~ +85°C)
- Power polarity reverse protect
- Overload current resettable fuse present
- IP-40 protection
- Provide EFT protection for Power line
- Support Ethernet ESD protection
- DIN-Rail and Wall-Mounted Installation
- Low power consumption or wall-mounted, allowing users to deploy any mix of network conversions required.

EMS Standards

IEC61000-4-2(ESD): +8KV (Contact Discharge), +15KV (Contact Discharge)
IEC61000-4-3(RS): 10V/M (80-1000MHZ)
IEC61000-4-4(EFT): power cables +4KV, signal cables +2KV
IEC61000-4-5(Surge): power cables +4KV CM/+ 2KV DM, signal cables + 2KV
IEC61000-4-6(RF coupling): 3V (10KHZ-150KHZ), 10V (150KHZ-80MHZ)
IEC61000-4-8(Power Frequency Magnetic Field): 100A/M COUNT 1000A/M 1S TO 3S
IEC61000-4-12/18(Damped Oscillatory Wave): 2.5KV CM, 1KV DM
IEC61000-4-10(conducted disturbances): 30A/M
IEC61000-4-16(common mode): 30V COUNT 300V,1S
IEC61000-6-2(Electromagnetic compatibility)
IEC61850-3(electrical substation)
IEEE1613 (electric power substations)
EN50121-4(Rail Traffic)

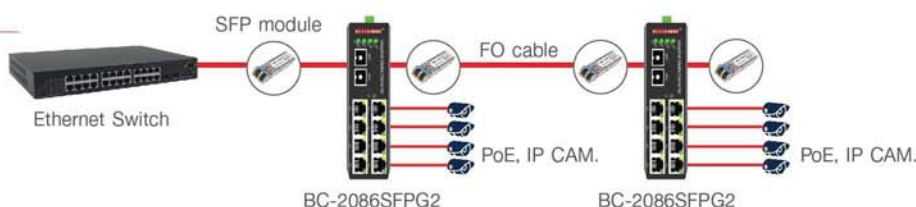
Specification

Hardware Specification	Descriptions
Standards	IEEE802.3 10Base-T, IEEE802.3u 100Base-TX IEEE802.3ab 1000Base-T IEEE802.3z 1000Base-SX/LX standards IEEE802.3x Flow control and back pressure IEEE802.3af/at POE
Performance	Processing Type : Store and Forward MAC Table Size: 1024bit Buffer Space: 1Mbit Back bandwidth: 12G Time Delay: <20µs Data Rate: 10/100/1000M
Copper Port	Connector: RJ45 x 8 Distance: 100m
Fiber Port	Data Rate: 1.25G Connector: SFP slot x 2 Distance: Up to SFP Transceivers
LED indicators	PWR1: ON=Power Connected PWR2: ON= Power Connected FL/A: ON=Fiber Connected; Active=Data Transmitting TL/A: ON=Copper Connected; Active= Data Transmitting
Power	Input Voltage: 12~56 VDC, redundant power inputs Power Consumption: <5W (POE excluded) Protection: Overload Current; Reverse Polarity Connector: Terminal Block
Environment	Operating Temperature: -40°C ~ +85°C Storage Temperature: -40°C ~ +95°C Relative humidity: 5-95% (no condensation)
Physical Characteristics	Housing: IP40 Protection, Aluminum Alloy Installation: DIN-Rail , Wall-Mounted Dimension: 138*107*45mm(device); 220*175*73mm (packing) Weight: 0.48kg(device); 0.63kg(device with packing)

Order Part Number as Below.

Part Number.	Descriptions
BC-2086SFPG2	8-port 10/100/1000Base-T RJ45 POE to 2-port SFP slot 1000Base-X, 2Km to 120Km.

Application



PoE Ethernet Media Converter

**1-Port 100/1000Base-X(SFP slot) to
1-Port 10/100/1000Base-T(RJ45) with PoE, 24W/65W**

100/1000M(SFP slot)



Feature

- IEEE 802.3af/at, PSE complaint
- Support LFP (Link-fault-pass-through) function
- Support 16K Jumbo Frame
- Flow Control for Video Application
- Support 100/1000Base-X by dip-switch
- RJ45 support auto MDI/MDI-X function
- Copper port support 10/100/1000M Auto-negotiation speed, half/full-duplex
- Support Ethernet ESD protection
- Desk-top and Wall- Mounted Installation (with kits)


Descriptions

POE Media Converter is the ideal solution for powering remote devices such as IP phones, video cameras, wireless access points, alarms, traffic controllers, sensors and tracking devices, which is located 100M far from the PSE converter, which support IEEE802.3af/at. features a 100/1000Base-X fiber port and a 10/100/1000Base-TX twisted-pair port; flexible application for 100M or 1000M fiber optic network, easily upgrade from 100M into 1000M fiber network by changing SFP transceiver only.

Specification

Hardware Specification	Descriptions
Standards	IEEE802.3 10Base-T IEEE802.3u 100Base-TX IEEE802.3ab 1000Base-T IEEE802.3z 1000Base-SX/LX IEEE802.3af/at POE (PSE Compliance)
Performance	Processing Type: Store and Forward, Cut-through Operation Mode: Full/Half duplex mode Back Bandwidth: 4.0Gbps MAC Address table: 16Kbit Packet Buffer Size: 1Mbit Time Delay: <10us Jumbo Frame : Max.16K
Copper Port	10/100/1000Base-T with PoE+. RJ45, 100m POE PIN: 1/2/3/6 Cat5 UTP cable
Fiber Port	100/1000Base-X SFP Slot Fiber Cable: Single-mode, 8.3/125, 8.7/125, 9/125, 10/125μm
LED indicators	PWR, POE, FL/A, TL/A, GX, GE
Dip-Switch	1-ON Enable Link Fault Pass-Through OFF Disable Link 2-ON 16K Jumbo Frame, OFF Store and Forward 3-ON Flow control enable, OFF Flow control disable 4-ON FX Speed 100Mbps, OFF FX Speed 1000Mbps
Power	Working Voltage: 48~56VDC Power Consumption: ≤3W (un-loaded) Connector: DC Socket
Environment	Operating temperature : -20~70°C Relative Humidity: 5-95% (no condensation)
Physical Characteristics	Installation: Desk-top / Wall-Mounted Dimension: 94*70*26mm Weight: 0.45KG

Application



Order Part Number as Below.

Part Number.	Descriptions
BC-210024	1-Port 100/1000Base-X (SFP slot) to 1-Port 10/100/1000Base-T(RJ45) with PoE, PSE, Ext. AC-DC48V0.5A., 24W
BC-210065	1-Port 100/1000Base-X (SFP slot) to 1-Port 10/100/1000Base-T(RJ45) with PoE, PSE, Ext. AC-DC52V1.25A , 65W

PSE-G350

**1-port 10/100/1000 Base-T to
1-port 10/100/1000 Base-T, PoE
Active Gigabit PoE High Power Over Ethernet
Injector, 30W output Support IEEE 802.3af/at
solution, with auto-detection**



Feature

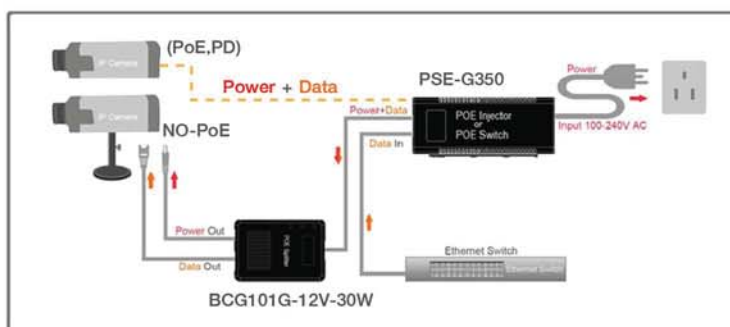
- Compatible with IEEE802.3af/at POE standards.
- Capable of withstanding 1000VAC surges.
- Up to 30W of POE power supply.
- Safe on low power devices receive only the power they need
- Safe and Reliable Power to WLAN Access Points
- Automatic Detection and Protection of Non-standard Ethernet Terminals
- Supports 10/100/1000Base-T LAN environment
- Withstand 5G vibration test
- Protection: short circuit/overload/overvoltage/over temperature protection.
- High efficiency, all use 105 \times long-life electrolytic capacitor.
- Unique interlocking feature for easy installation

Main Applications

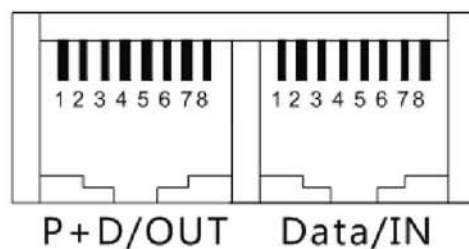
- IP Telephones; IP Security Cameras; IP Print Servers
- Wireless Network Access Points and Bridges
- Blue Tooth Access Points

Specification

Hardware Specification	Descriptions
Interface	1* 10/100/1000Mbps POE port + 1* 10/100/1000Mbps LAN port
PoE Standard	IEEE 802.3af, IEEE 802.3af at
Switch Architecture	Store and Forward
Transmission Rate	10/100/1000Mbps
POE Power	30W
AC Input Voltage	100~240 VAC; 50/60Hz
Output Voltage	48V
Power Pin	1,2,4,5+/3,6,7,8-
Transmission Distance	150 meters
Indicators	Power active
Operating Environment	-40~60°C
Storage Environment	-45~85°C
Operating Humidity	5%~95%(non-condensing)
Storage Humidity	5%~95%(non-condensing)
Dimensions(WxDxH)	85mm×44mm×30mm
Weight	100g



More Applications: VoIP Phone, IP camera, Wireless Access Point, any other PoE enabled devices



Data 1	↔	1. Data
Data 2	↔	2. Data
Data 3	↔	3. Data
+VDC&Data 4	↔	4. Data
+VDC&Data 5	↔	5. Data
Data 6	↔	6. Data
-VDC&Data 7	↔	7. Data
-VDC&Data 8	↔	8. Data

Order Part Number as Below.

Part Number.	Descriptions
PSE-G350	1-port 10/100/1000 Base-T to 1-port 10/100/1000 Base-T, PoE Active Gigabit PoE High Power Over Ethernet Injector, 30W output Support IEEE 802.3af/at solution, with auto-detection

PSE-G600

**1-port 10/100/1000 Base-T to
1-port 10/100/1000 Base-T, PoE
Gigabit PoE++ Hight Power Over Ethernet Injector,
60W Compatible with IEEE 802.3bt /at / af, with
auto-detection**



Feature

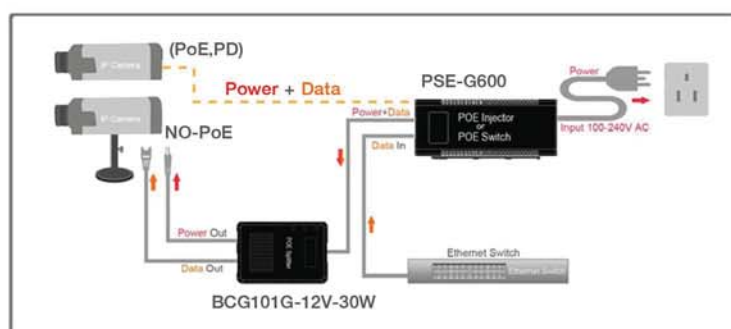
- Compact design with exclusive interlocking installation
- Full Protection OCP, OVP
- Non-Vented Case; Ultra PoE++ Solution
- 10/100/1000M Compatible
- Full IEEE 802.3bt/at/af compliant solution w/ detection solution
- Dimension 147*62*30(mm)(L*W*H)

Main Applications

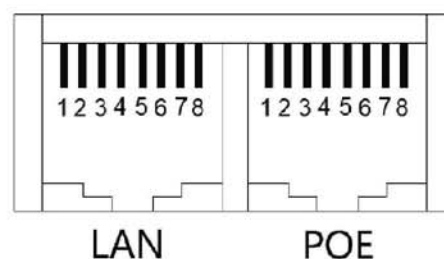
- IP Telephones; IP Security Cameras; IP Print Servers
- Wireless Network Access Points and Bridges
- Blue Tooth Access Points

Specification

Hardware Specification		Descriptions
POWER CHARACTERISTICS	Output Voltage	48-56VDC
	Output Rated power	60Watt
	Max power	90Watt
	Input Voltage	100~240VAC±10% 47~63Hz
	Input Inrush Current(Typ)	20A Max (Cold start@25C.at AC input 230V)
	Input Connetor	IEC320-C14 (inlet 3 pin)
	Status Indicators (LEDs)	AC power (Green), Output Activity (Green) ; Blink (Load Error)
	Ports Number	Single port data&power out
DATA INTERFACES	Data LAN	10/100T RJ-45 female
	Cable	EIA/TIA-568 100-ohm (100m) ;10T: 4-pair UTP/STP Cat.3, 4, 5.5E; 100TX: 2 and 4-pair UTP/STP Cat.5/5E,Cat6/6A
	Data&Power Out	+VDC: 3/4/5/6 , -VDC: 1/2/3/6;
	Short Circuit	Protection type: recovers automatically after fault conditions is removed
PROTECTION	Overload	Overload protection@145~160%above peak rating
	Over Temperature	Protection typer:shut down o/p voltage.re-power on to recover
ENVIRONMENT	Working Temp	0~ +45°C (41°F to 113°F)
	Working Humidity	10~90%RH no-condensing
	Storage Temp Humidity	-20~ +70°C (-4°F to 136°F)
	Storage Humidity	8~90%RH
SAFETY& EMC	Safety Standards	CE / EN60950
	Withstand Voltage	I/P-O/P:3.0KVAC IP-GND:3.0KVAC
	EMC EMI Compliant	EN55022, EN55024
	RoHS Compliant	Yes
	MTBF	50,000 hrs



More Applications: VoIP Phone, IP camera, Wireless Access Point, any other PoE enabled devices



- VDC&Data 1 ↔ 1. Data
- VDC&Data 2 ↔ 2. Data
- +VDC&Data 3 ↔ 3. Data
- +VDC&Data 4 ↔ 4. Data
- +VDC&Data 5 ↔ 5. Data
- +VDC&Data 6 ↔ 6. Data
- VDC&Data 7 ↔ 7. Data
- VDC&Data 8 ↔ 8. Data

Order Part Number as Below.

Part Number.	Descriptions
PSE-G600	1-port 10/100/1000 Base-T to 1-port 10/100/1000 Base-T, PoE Gigabit PoE++ Hight Power Over Ethernet Injector .60W Compatible with IEEE 802.3bt /at / af, with auto-detection

PSE-M360

**1-port 10/100 Base-Tx to
1-port 10/100 Base-T, PoE
PoE High Power Over Ethernet Injector, 30W output
Support IEEE 802.3af/at solution, auto-detection**



Feature

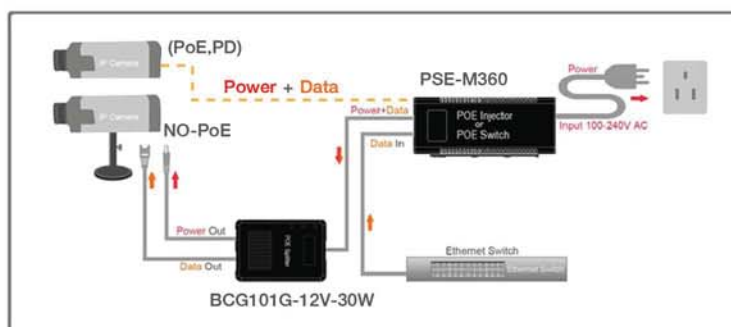
- Compatible with IEEE802.3af/at POE standards.
- Capable of withstanding 1000VAC surges.
- Up to 30W of POE power supply.
- Safe on low power devices receive only the power they need
- Safe and Reliable Power to WLAN Access Points
- Automatic Detection and Protection of Non-standard Ethernet Terminals
- Supports 10/100Base-T LAN environment
- Withstand 5G vibration test
- Protection: short circuit/overload/overvoltage/over temperature protection.
- High efficiency, all use 105°C long-life electrolytic capacitor.
- Unique interlocking feature for easy installation

Main Applications

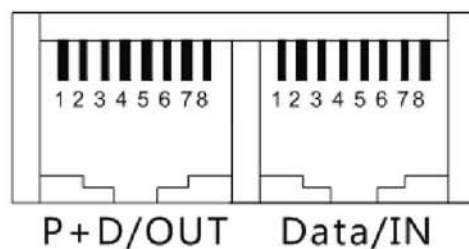
- IP Telephones; IP Security Cameras; IP Print Servers
- Wireless Network Access Points and Bridges
- Blue Tooth Access Points

Specification

Hardware Specification	Descriptions
Interface	1* 10/100Mbps POE port + 1* 10/100Mbps LAN port
PoE Standard	IEEE 802.3af, IEEE 802.3af at
Switch Architecture	Store and Forward
Transmission Rate	10/100Mbps
POE Power	30W
AC Input Voltage	100~240 VAC; 50/60Hz
Output Voltage	48V
Power Pin	1,2,4,5+/3,6,7,8-
Transmission Distance	150 meters
Indicators	Power active
Operating Environment	-40~60°C
Storage Environment	-45~85°C
Operating Humidity	5%~95%(non-condensing)
Storage Humidity	5%~95%(non-condensing)
Dimensions(WxDxH)	85mm×44mm×30mm
Weight	100g



More Applications: VoIP Phone, IP camera, Wireless Access Point, any other PoE enabled devices



Data 1	→	1. Data
Data 2	→	2. Data
Data 3	→	3. Data
+VDC&Data 4	→	4. Data
+VDC&Data 5	→	5. Data
Data 6	→	6. Data
-VDC&Data 7	→	7. Data
-VDC&Data 8	→	8. Data

Order Part Number as Below.

Part Number.	Descriptions
PSE-M360	1-port 10/100 Base-Tx to 1-port 10/100 Base-Tx, PoE PoE High Power Over Ethernet Injector auto-detection 30W output, Support IEEE 802.3af/at solution

BC-EOC1500M

**1-port 10/100Base-Tx RJ45 POE to
1-port BNC, Distance 1.5Km with no power
adapter end device
Ethernet over Coax Transceiver**



BC-EOC1500M is a conversion device for Ethernet over Coax. It can be used in pair or one to multi. The equipment can transmit by telephone line, Ethernet cable, UTP or coax, etc all kinds of common cables. Also have the excellent isolation and thunder prevention or anti-jamming function. In the practical project, this device is proved to be of high performance in surge prevention. It transmits IP video or Ethernet up to 1.5km at a max rate 70Mbps over existing coax, thus cut the cost by avoid re-cabling when swapping analogue cameras for IP/Megapixel models.

BC-EOC1500M-AT (AF) series POE version provides one POE port. It is no need for power adaptor and power cord, then be based on POE technology that can supply power for HD cameras, wireless AP, IP telephone equipment over the Ethernet Cable. Our EOC support IEEE802.3af (15.4W) and IEEE802.3at (25.5W) standard. Our BC-EOC1500M also support POE power supply. (Local side can supply power over coax cable for the remote side IP camera and

Feature and Descriptions

- Modulation frequency: 2 MHz-28 MHz
- Modulation method: OFDM
- Encryption: AES128-bit encryption
- Networking: One Master and 7 Slaves
- Protocol: IEEE802.3/u 10Base-T, 100Base-TX, IEEE802.1Q VLAN, IEEE802.3af/at
- Support Auto-sensation of MDI/ MDIX at Ethernet port, compatible with NIC, switch and HUB etc.
- Support up to 1522Bytes data packet
- Support Store and forward working mode; backpressure on Half-Duplex and flow control Full-Duplex.
- Power supply range: DC 12V-56V
- Operation temperature: -20~70°C
- Support Ethernet ESD protection and EFT
- POE (15.4W) and POE+ (25.5W) supported (optional)

Specification

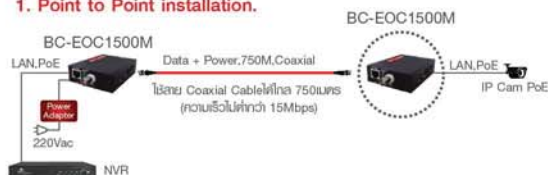
Hardware Specification	Descriptions
Rate	10/100Mbps
Protocol	IEEE802.3/u, 10Base-T, 100Base-TX, IEEE802.1Q VLAN, IEEE802.3af/at
Transmission distance	Coax (SVY75-5) :1.5Km(TCP/IP up to 70Mbps) Cat 5: 100m
Port	one RJ45: connected to STP/UTP cat 5 one BNC: Q9
Flow control	Duplex: flow control, Half Duplex: Backpressure
Error rate	<10 ⁻⁹
MTBF	50,000 hours
LED indicator	PWR- power, LAN- link/ Act, Coax- coax cable connection MASTER- master device monitoring
Power supply	Range:12~56 VDC
Power	<3W (without POE function)
Storage humidity	5%~90% Non condensation
Working humidity	5%~90% Non condensation
Working temperature	-20~70°C
Storage temperature	-40~85°C
Dimension	94mmx71mmx26mm
Weight	0.45kg

Order Part Number as Below.

Part Number.	Descriptions
BC-EOC1500M	1-port 10/100Base-Tx RJ45 POE to 1-port BNC, Distance 1.5Km Ethernet over Coax Transceiver

Application

1. Point to Point installation.



2. Ring Type installation.



3. Bus type Installation



BC-EOC100

**1-port RJ45 to
1-port BNC, Distance 100meters
Ethernet over Coax Transceiver, Passive**



Feature and Descriptions

- Transmit IP camera signal over existing coaxial cable
- Transmission Rate/Bandwidth: 10 Mbps
- Transmission distance max up to 100 m
- Full duplexer Transmissions
- Built-in Surge Protection
- High quality and performance
- Fast and easy to install
- Passive device, no power required

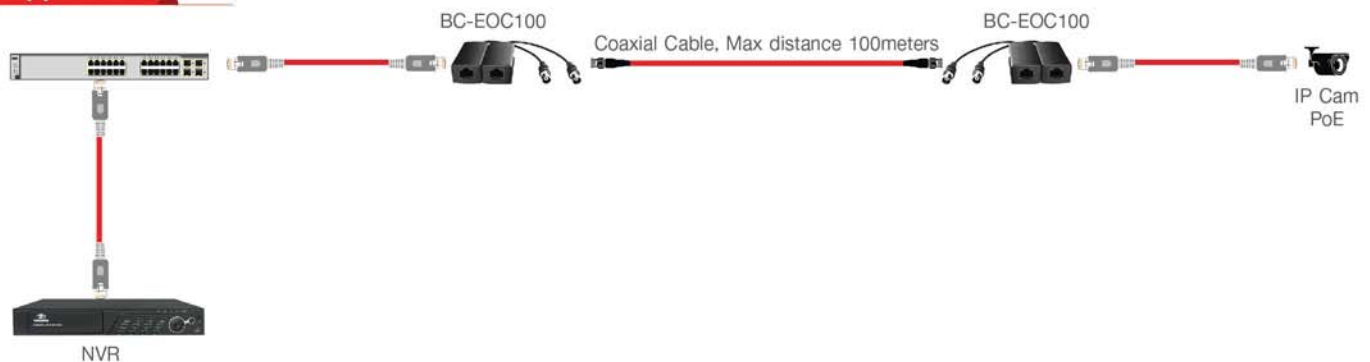
The product allows you to extend IP camera signal over existing coaxial cable, used in pairs with RG59 connector. Transmission distance reaches max up to 100 meters at 10 Mbps speed. Low cost. easy and simple installation. it's a perfect solution for your IP system.

The product allows you to extend IP camera signal over existing coaxial cable, used in pairs with RG59 connector. Transmission distance reaches max up to 100 meters at 10 Mbps speed. Low cost. easy and simple installation. it's a perfect solution for your IP system .

Specification

Hardware Specification	Descriptions
Product Name	Single Channel Passive IP Transmitter I Receiver
Applied devices	CCTV camera, monitors, DVR, switchers, IP encoders, etc
Video Format	PAL, NTSC, SECAM
Standard	IEEE802.3 10Base-T
Bandwidth	10Mbps
Impedance	50Ω to dual 100Ω or 75Ω to dual 100Ω or 93Ω to dual 100Ω
Max Distance	100m/330ft
Crosstalk	>30dB
Connector	Female Male BNC, RJ45 jack
Cable	coax Cable (RJ45)
Power	No external power required
Housing	ABS engineering plastic
Body Color	Black
Dimensions(L,W,H)	S1x31x20.5mm
Net Weight	66.4g
Operating Temperature	-20 °C - 70 °C
Relative Humidity	0.95% (non-<0ndensing)
Storage Temperature	-40 °C - 150 °C

Application



Order Part Number as Below.

Part Number.	Descriptions
BC-EOC100	1-port RJ45 to 1-port BNC, Distance 100meters Ethernet over Coax Transceiver, Passive

BC-PV101

10/100/1000 Mbps PoE Ethernet Surge Protection



BC-5053

RS485 Surge Protection



BC-5052

Video CCTV/Satellite Surge Protection



บริษัทฯ ก้าวเข้าสู่ปีที่ 22 โทร 02-508-0977 (อัตโนมัติ 20 คู่สาย) WWW.NCSNETWORK.COM